

CARNIVAL GLASS ACTION!

January 2023 A Joint Publication of:



Texas Carnival Glass Club



INSIDE:

Page 2 - Texas Vice-President Letter

Page 3 - Texas Convention Schedule

Page 4 - Texas Registration Form

Page 5 - Texas Speakers

Page 6 - Texas Auction Glass

Page 10 - Galen and Kathi Johnson Carnival Glass Story

Page 12 - Confessions of a Carnival Glass Collector

Page 14 - HOACGA President Letter

Page 15 - HOACGA Auction Glass

Page 16 - HOACGA Registration Form

Page 17 - HOACGA Convention Itinerary

Page 20 - Panther Bowl in Nile Green

Page 22 - Aqua Opal Acorn Burrs Punch Set

Page 24 - Chrysanthemum and Homestead Chop Plates

Page 26 - Goddess of Harvest Bowl

Page 27 - 2023 Convention Calendar



Yes, Welcome to 2023. And we are expecting another great year of carnival glass auctions. And that includes both the Texas and HOACGA conventions.

The Texas convention is scheduled for March 8th through 11th in Brenham, Texas and all the information can be found on pages 3 through 9 of this newsletter. The Seecks are saying this is the best collection of glass ever brought to Texas.

And the HOACGA convention follows April 12th through 15th. HOACGA is back again at the Kansas City Embassy Suites. Information on the HOACGA convention can be found on pages 15 through 19. This year, Seeck Auctions and Matthew Wroda Auctions are co-hosting our Saturday auction of the Rabon & Melphia Hall collection.

These two events are sure to be fun.

Vice-President's Corner

By Bob Sage



Well, it is finally here, 2023, and for the most part I'm feeling optimistic that we will continue to see positive trends in normalizing our country and diverse communities this year. As a Texas Club we have an exciting year in front of us with our 44th convention and one of the best convention auctions of Carnival Glass than we've seen in years. 2022 had a few bumps in our community with a second club closing (Lincoln Land) following the closing of Air Capital in 2021. Fortunately, most of us belong to multiple clubs, and there continues to be numerous opportunities to participate in conventions and auctions with the love of Carnival Glass Collecting being the glue that keeps us connected.

The 2023 edition of the *Farmers' Almanac* is predicting this to be a **"shake, shiver, and shovel" winter**. January looks to be the stormiest for many areas, including Texas, so we're hopeful for all that nastiness is done prior to our March convention. We're in Brenham again this year at a different hotel (Hampton Inn and Suites) but still within a few miles of the event center. The convention is at the Washington County Expo Event Center again and, based on feedback from those that attended our 2022 convention, the open floor concept of displays, auction glass, "food court," and presentation set-up worked extremely well. As one individual put it, "If you were hunting someone down, it sure made it easy to find them." The floor layout will be the same as well as primary activities of gift exchange, seminars, display contest, silent auction, and our infamous hospitality/food court. Banquet speakers are Bob and Shirley Patterson with Sandy and I (as Vanna) presenting the educational seminar. The Whitley award will be given to Kathi and Galen, and we can expect it to be the "punniest" award presentation yet.

As I mentioned previously, the Convention Auction will be exceptional with glass from Bette Chapman and John and Jan Muehlbauer. These individuals are long term collectors known for their exceptional glass, extensive collections, and strong support to the hobby of Carnival collecting. Teaser photos with a list of additional pieces of note can be seen in later in this issue.

For those that have not reserved a room at the hotel, please make it a point to lock it down prior to the room block deadline of **Feb 20th**. Cancellations will be accommodated up to 4 PM on the day of arrival. So if you are still contemplating joining us but haven't decided yet, it may make sense to reserve your room today. As always, give a call to any of our Club officers if there are any questions, and be safe/warm/healthy throughout the winter months. Spring is just a thought away.

Galen and Kathi Johnson chosen for 2023 Whitley Award

The 2023 Whitley Award, named in honor of Floyd and Cecil Whitley, will be presented during the Whitley Award dinner on Thursday, March 9, at the Washington County Expo Event Center. This prestigious award honors the recipients' dedication to Carnival Glass that have enriched fellow collectors. The Texas Carnival Glass Club is pleased to honor Galen and Kathi as the recipients of this year's Whitley Award. Please join us at the Whitley Award Dinner to honor Galen and Kathi for their many contributions to Carnival Glass, and to the Texas Carnival Glass Club.

TCGC Convention Schedule of Events
Washington County Expo Event Center
1305 East Blue Bell Road, Brenham, Texas

March 8-11, 2023

SCHEDULE OF EVENTS

Note: All Convention activities will take place at the Washington County Expo Event Center

Wednesday, March 8

1:30 p.m. Event Center Set Up by Board and Volunteers. Hotel available for check-in @3:00 p.m.

6:30 p.m. Dinner on your own or join us at Los Cabos Mexican Grill

Thursday, March 9

9:00 a.m. Event center open for setting up Displays, Glass for Sale, and Silent Auction

10:00 a.m. Convention Registration

11:30 p.m. Lunch provided

1:00 p.m. Educational Seminar, "Plates: Big, Little and a Few In Between," by Sandy and Bob Sage of Austin, Texas

2:30 p.m. Our hilarious "Annual Gift Exchange"

6:30 p.m. Whitley Award Dinner honoring Galen and Kathi Johnson of Wisconsin



Friday, March 10

9:00 a.m. Event center open

10:00 a.m. "Show & Tell—A Texas Tradition"

12:00 p.m. Lunch provided

2:00 p.m. Annual Business Meeting

3:00 p.m. Display voting closes. Vote for your favorite Display
– Best of Show receives \$100!

3:00 p.m. Silent Auction closes
– Bid on and win your favorite pieces

6:00 p.m. TCGC welcomes banquet speakers Bob and Shirley Patterson of Mason City, Iowa, presenting

"Iridescent Glass: Vintage and Contemporary"

Followed by Seeck Auction Preview

Saturday, March 11

7:30 - 9:30 a.m. Seeck Auction Preview

9:30 a.m. Seeck Auction



Texas Carnival Glass Club Convention Registration Form

Washington County Expo Event Center
1305 East Blue Bell Road, Brenham, Texas

March 8-11, 2023

Please Print Clearly

Name (s): _____
Address: _____
City/State/Zip/Country: _____
Phone: _____ E-mail: _____

DO NOT print my contact information in the Membership Directory

Convention Registration (Enter the **NUMBER** of persons attending for each item below)

Convention Registration Fee: \$15.00 per person	_____ @ \$15.00 each	= \$ _____
Thursday Hospitality Lunch	_____ @ FREE	= \$ <u>0.00</u>
Friday Hospitality Lunch	_____ @ FREE	= \$ <u>0.00</u>
Saturday Coffee and Donuts	_____ @ FREE	= \$ <u>0.00</u>
Thursday Whitley Award Dinner: Sponsored (no charge)	_____ @ \$0.00 each	= \$ <u>0.00</u>
Friday Banquet Dinner	_____ @ \$20.00 each	= \$ _____
Will donate Silent Auction item (circle one)	Yes or No	
Will contribute food to Hospitality Room (circle one)	Yes or No	
Please consider a donation to the Hospitality Room		= \$ _____
SUB TOTAL		= \$ _____

Refund Policy

Due to catering commitments, refunds for convention meals will not be given for cancellations received **after Friday, February 24, 2023**. Your convention registration fee **WILL** be refunded.

Annual TCGC Household Membership, includes 5 PDF Newsletters	\$10.00	_____
With printed and mailed newsletter	ADD	\$25.00 _____
Be a supporting member of HOACGA (circle one) Yes or No	NO CHARGE	<u>\$0.00</u>
SUB TOTAL		= \$ _____
GRAND TOTAL		= \$ _____

Make Checks Payable To: Texas Carnival Glass Club

Please mail this form with payment to:
Vernette Shaffer
9815 Oak Point Drive
Houston, TX 77055

Office Use Only

Date Postmarked: _____ Check/Cash: _____ Special Instructions: _____

Banquet Speakers...Bob and Shirley Patterson - Mason City, Iowa

There was no Carnival Glass around Bob Patterson when he was growing up. However, Shirley's mother and grandmother did have a few pieces of marigold Carnival Glass. The Pattersons began their collecting journey in the summer of 1975, when they decided to go antiquing in their old hometown of Fort Dodge, Iowa. In one antique shop they found what was their first piece of carnival glass, an Imperial Open Rose ruffled bowl in Helios green. It is no longer in their collection, and Bob doesn't remember who they sold it to.

That first piece quickly turned into a small collection. They were living in California at the time, and a couple of years later found about the Southern California Carnival Glass Club. Bob and Shirley learned a lot about the glass and made many good friends, but they did take a hiatus from collecting for a number of years while their sons were growing up.

When the boys were self-sufficient, they resumed collecting, mostly in antique stores, malls, and eventually local swap meets. Bob was the one bitten by the Carnival Glass bug. However, Shirley did enjoy seeing what he brought home. They didn't attend any conventions until the Southern California Club started having them every year.

In 2008, Shirley began to think that Bob's collecting addiction was turning into the next phase (that of a hoarder), so Jim Seeck was called to pick up their glass. Their collection was auctioned at the 2009 Southern California convention. After that the walls in their home looked pretty empty with 330 fewer pieces, so their collecting journey resumed. The Pattersons currently live in Mason City, Iowa, and as you can see, they are still collecting.

Educational Speakers...Sandy and Bob Sage Carnival Glass Collectors from Austin, Texas

Sandy and Bob Sage have lived in Austin, Texas, since 1980. Prior to their move to Texas, they lived in upstate New York, where Sandy would go antiquing with her mother-in-law, Dolores Sage. Focusing mainly on Carnival Glass, Sandy and Bob have been collecting Carnival, Stretch, and Vaseline glass since 2001. They purchased their first piece of Carnival Glass, a blue Fenton Orange Tree powder jar, at a Bedford, Virginia, antique store in 2001.



The Sages joined the Texas Carnival Glass Club in 2003 and have enjoyed being active members of that club. Sandy served as the club Newsletter Editor (2006-2012) and the club Secretary (2012-2019). She is currently serving as the club's Website Administrator and as an Administrator on the club's Facebook page. Bob has served as the club Vice-President since 2007. They went to their first TCGC convention and auction in 2003, where they purchased a marigold Fenton Horse Medallion 7-inch plate, a great beginning to their collection of small plates.



Sandy and Bob also were involved in forming Iridescent Nation, a club for Carnival Glass collectors under the age of 18. Sandy has been the Newsletter Editor of the club since it was formed in 2004 and the club's Website Administrator since 2014. She is also an Administrator on the Iridescent Nation Facebook page.

Texas 2023 Auction Glass

Seeck Auctions is bringing us an outstanding auction of carnival glass from The Elizabeth (Bette) Chapman Collection of North Carolina and some Outstanding Additions from John and Jan Muehlbauer of California. This online only auction will end on Saturday morning, March 11th, with a soft close beginning at 9:30 am CST. Glass will be displayed for pre-view at the Texas convention in Brenham, Texas. This is just the start. The best auction in Texas ever – and everything is BEAUTIFUL! Watch the Seeck Auctions website for updated information and a complete listing of all of the auction pieces.



This auction will include (from left to right and top to bottom):

- Tree Trunk midsize vase in marigold on moonstone
- Pulled Husk corn vase in amethyst
- Millersburg Mitered Ovals vase in green
- Peacock at the Fountain punch set in ice blue



Texas 2023 Auction Glass—continued



Orange Tree loving
cup in peach opal



Millersburg Acorn
goblet shaped com-
pote in Vaseline

Persian Gar-
den chop
plate in
purple



Chrysanthemum chop
plate in
emerald
green



Farmyard ruf-
fled bowl in
purple



Stippled
Strawberry
plate in lime
green

Texas 2023 Auction Glass—continued



Garden Path Variant chop plate in purple



Millersburg Peacock at Urn 3 in 1 edge 10" bowl in blue



Millersburg Multi Fruits and Flowers water pitcher in amethyst

Additional pieces of note in the Texas Convention Auction in March:

- Christmas Compotes in marigold & purple
- Chrysanthemum chop plate in amber
- Diamond Rib jardinière in green
- Homestead Chop plates in blue, emerald green & lavender
- Wild Blackberry plates in green & marigold (as far as I know, the only 2 known)
- Rose Columns vases in green, amethyst & marigold
- Rustic jardinière in white
- Peacock at the Fountain punch set in white
- Heavy Iris water set in white
- Farmyard square shaped bowl in purple
- Apple Tree whimsey vase in marigold
- Acorn Burrs punch set in ice blue

TCGC 2023 Convention Hotel

Hampton Inn and Suites – Brenham, TX

March 8-11, 2023

Convention Hotel

Hampton Inn and Suites, 2605 Shulte Boulevard, Brenham, Texas 77833.

MAKE YOUR RESERVATION NOW

Spring Antique Week in Round Top begins shortly after our convention and rooms will fill up quickly. You can always cancel later if you need to. **Deadline to reserve a room is February 20, 2023.**

Call the Hampton Inn and Suites at 979-337-9898 and tell them you are with the **Texas Carnival Glass Club**. Our group code is **TCG**. We have secured a room block for March 8, 9, & 10. If arriving early or extending your stay past the 10th the room rate will be honored. To ensure that you are part of our room block please book your room directly with the hotel.

Room Rates

Double Queen or King Suite: \$119 (plus tax). All rooms are equipped with a microwave and a mini fridge. King Suite rooms also include a sleeper sofa.

Breakfast

A Hot Breakfast is included in the price of the room.

Pet Policy

This is pet friendly hotel. There is a \$75.00 Non-refundable Fee for 1-4 nights. \$125 Non-refundable fee for 5+ nights. 2 pets maximum. ADA service animals are welcome.

Hotel Deadline

Saturday, **February 20th**. Cancellations will be accepted up to 4:00 PM the day of arrival.



Recipients of the 2023 Whitley Award

Galen and Kathi Johnson's Carnival Glass Story

We were told that we have a long, storied history to document, and we promised to keep it to 24 pages or less, so here we go!

We met in 1975 when Kathi's family moved to Glenwood City, WI. Her father was a United Methodist minister, and her mother asked her to do her drinking in a town where he didn't have a church – so she went to Boyceville, WI, where Galen was working at the bowling alley tending bar and fixing the pinsetters. We married in April of 1977.

Galen's mother had a small collection of marigold Carnival Glass (mostly depression era) AND a marigold Panther master berry bowl that had been Grandma Brightsman's. The Panther was cracked all the way around the base of the bowl and had been reglued many times (a few times with Galen's glue from model kits!). Kathi wanted to get Mom a piece of Carnival Glass for her birthday, so we found a piece at a local auction: a large, marigold, footed Lustre Rose fruit bowl. Before giving it to her, while at his parents' house, they checked her collection, finding she had nothing that elaborate! What to do??? Well, let's get her a piece of Fenton hobnail opalescent in a shape she didn't have and keep the Carnival Glass piece.



Fast forward to 1985, when we got interested in buying some Carnival Glass at an auction. We didn't know anything about it, so off to the library to see if there were some books. They had a couple of *Standard Encyclopedias of Carnival Glass* by Bill Edwards, so we learned a little bit. Then in 1987 we bought a cabin in Northern Wisconsin, so all our expendable income was now put into a different direction! The small amount of glass we had was down in a bookcase, sparking in the dark.

In the early 1990's something happened: Galen was working in San Diego, California. Kathi came out for a weekend visit, and while driving around we saw a sign for an antique auction being held in a golf course club house. We stopped in and looked at the three pieces of Carnival Glass in the auction. While we were looking them over, we were approached by Dean and Diane Fry, asking if we collected Carnival Glass. They invited us to a San Diego Carnival Glass Club meeting in November. We went, and the rest is history! We joined clubs, had Dean and Diane as our mentors, started attending conventions, and bought LOTS of Carnival Glass. It was the beginning of so many amazing friendships and an exciting, wonderful hunt!

We joined clubs, did as many conventions as we could afford, and built a nice collection. We sold a major part of our collection at the HOACGA convention in 2016. Of course, we have built it back up a bit again – seems to be a common theme!



Recipients of the 2023 Whitley Award

Galen and Kathi Johnson's Carnival Glass Story—continued

One of the many clubs we belonged to was the www.cga; Galen was on the board, and we met people from across the globe. When the club disbanded, along with Brian and James Foster and Roger and Cathy Dunham, we became part of Hooked on Carnival. Our group has changed members, but our goal then, as now, was to have a free website for education and information about Carnival Glass to promote and grow the hobby. Our group has expanded, and we've acquired talent beyond measure to help us attain that goal. We're a small part of a wonderful group – with a lot of time on our hands to assist with the work! Special thanks go to all the people that are part of our Hooked on Carnival team – the ones making the wheels go around on our short bus!



Don't Forget - Your TCGC Membership Expires on February 1st

Renew on the convention registration form (in this issue on page 4) or on our TCGC website:

<https://texascarnivalglass.org/membership>

CONFESSIONS OF A CARNIVAL GLASS COLLECTOR

by Bob Patterson

Elaine Blair recently asked me if I could do an “Addict” article for the newsletter. She noted that she had me pegged as a Carnival Glass addict. Being accused as being an addict caused me to do some soul searching. After much deep thought, I guess that her judgment of my addiction was a fair assumption. She also wanted to know what led me down the path to this state in my life. There was no Carnival Glass around me when I was growing up. However, Shirley knew of it because her mother and grandmother had a few pieces of marigold Carnival Glass, but nothing rare or above average. On a trip in the summer of 1975, Shirley and I took our two young sons on a trip back to our hometown of Fort Dodge, Iowa. We decided to go looking at antiques located in an old home converted to an antique shop. And there it was in all its radiant glory...what would be our first piece of Carnival Glass. I’m sure



you are wondering what treasure we found among all the various patterns and glorious colors this wonderful glass is found in. I have heard many interesting stories from collectors about the first piece that set their feet going down the iridescent path. The piece we found was an Imperial Open Rose ruffled bowl in Helios green! In today’s market the value would be less than half of what we paid for it. Unfortunately, we don’t still own that bowl. I don’t remember who we sold the piece to. It probably was someone who needed a hubcap for their 1950 Studebaker.

That first piece quickly turned into a small collection. A couple of years later we found the Southern California Carnival Glass Club. We learned a lot about the glass and made many good friends. But we did take a hiatus from collecting for a number of years while our sons were growing up.

When the boys were self-sufficient, we resumed the collecting. It was me mostly that had been bitten by the Carnival Glass bug, but Shirley enjoyed seeing what I would drag home. Being located in the Southern California area, there were lots of places to look for Carnival Glass. Those were the pre-eBay days when there were many antique stores and malls to search. It would be some years later I discovered the local swap meets. Those were the best places to find the good stuff. We didn’t do any conventions until the Southern California club started having yearly conventions. My slow learning curve cramped our collection, and I wish I could turn the clock back.



In 2008 Shirley noted that my addiction was turning into the next phase of hoarder. I (of course) denied any addiction and proclaimed that our collection would be auctioned off. I called Jim Seck and told him we were selling our collection. We wanted it to be auctioned at the 2009 SoCal convention. We let Jim select the pieces and held nothing back. The auction was successful, and we were very happy with the results.



But then our walls looked pretty empty with 330 fewer pieces. That left some room to start collecting some more. It wasn’t long before I missed some of the rare pieces that we had. My addict’s confession is that selling our glass only confirmed my addiction and, if possible, only made it worse.

I’m including some photos of some pieces we had at one time and wish we could find again. I have re-found some great pieces again, so nothing is impossible in this hobby.



Texas Display Contest

By Cale Wilcox

We will be back in Brenham in 2023. Each year our convention sees an increase in beautiful and educational entries in this event, and this year we expect to see even more.

Display Contest Categories include:

- Same Color
- Same Maker
- Same Pattern
- Same Shape
- Texas Theme
- Open Theme (Create your own)

AND

Best in Show wins \$100!

Texas Show and Tell

Show and Tell is always a highlight of TCGC's meetings together. Friday at 10:00 am you'll have an opportunity to show off a Carnival Glass treasure...a recent acquisition or a piece that has a special story. We look forward to you sharing.

White Elephant: Exchange or Steal?

The White Elephant Exchange takes place on Thursday, March 9, at 2:30 pm. The Sages are Masters of Ceremonies for this fun-filled and often hilarious event that draws more participants every year. Bring a wrapped gift item, Carnival Glass or other (but Carnival Glass items are always a hit).

Texas Convention Hospitality Room

Cale Wilcox with help from able assistants

Our convention hospitality room is a place to sit down, strike up conversations with old friends, and enjoy the delicious food provided by our members. Please contact Cale Wilcox at round-up327@gmail.com (214.926.4045) to let him know what you are bringing, or just bring what you did last year!

Texas Carnival Glass Convention - Silent Auction

One of the fun parts of the Texas Carnival Glass Club annual convention is the **Silent Auction**. Somehow each of you manage to bring items of interest as donations each year. It could be glass, books, food treats, wine, souvenirs, collectibles, or a host of unexpected items. There are always surprises and friendly **competitive bidding right up to the auction close on Friday**. Of course, the proceeds from the Silent Auction assist the club in providing Hospitality Room supplies and in keeping the cost of the annual Banquet Dinner to a minimum. It is fun, friendly, and good for the club.

Should you have questions or simply would like to discuss something regarding the Silent Auction, please contact David Kastor, 713.851.5533. Looking forward to seeing you in Brenham.

HOACGA President's Letter



The HOACGA convention and auction are all set for April 12th through 15th. The itinerary and registration form are in this newsletter or you can go to HOACGA.com to register. Also on our website is a direct link to The Embassy Suites reservation page for HOACGA. Select a king or a double room and get the HOACGA rate of \$134 a night right from the site.

Join us to review 50 years of HOACGA, have some anniversary cake, learn about the U.S. National Parks, meet up with new and old friends, enjoy some food, browse room displays and glass for sale.



This year's auction, on Saturday morning, features some incredible glass from the Rabon & Melphia Hall Estate of Kentucky. Photos are on this page and on page 15. But also read about the Nile Green Panther bowl, the aqua opal Acorn Burrs punch set and the amethyst Goddess of Harvest bowl, all that will be in this auction jointly hosted by Seeck Auctions and Matthew Wroda Auctions. It's going to be fun!!



2023 HOACGA Auction Glass



Ice Blues



Purples



Morning Glory Tankards and Tumblers



Opal

Opal

Opal

Heart of America Carnival Glass Association - HOACGA

2023 Convention Registration Form

April 12-15, 2023

Embassy Suites Airport Hotel – 7640 NW Tiffany Springs Pkwy, Kansas City, MO

816-891-7788

Name (s): _____

Street: _____

City/State/Zip: _____

Phone: _____

Email: _____

Convention Registration:

Registration fee # attending _____ @ \$10 each \$_____

Wed. evening: Free dinner-Salon D (Hoagie sandwiches/fixings, cookies) #_____ Free

Thur. evening: Free dinner-Salon D (Pizza and Salad Party) #_____ Free

Fri. Luncheon and Presentation "Our National Parks". # attending _____ @ \$29 each \$_____

50/50 drawing (select your square on a 10 x 10 board – 100 spaces)

\$10 per square (Prizes totaling up to \$500) # tickets _____ \$_____

Convention Total: \$_____

Refunds for meals will not be given for cancellations received after April 7th

(Convention registrations fee will be refunded for cancellations).

Annual Membership (includes 5 emailed newsletters) Free

Mailed Hardcopy Newsletter Subscription \$35 \$_____

Be a Supporting Member of the Texas Carnival Glass Club \$10 \$_____

Membership Total: \$_____

Grand Total: \$_____

Make checks payable to: HOACGA, mail to Kathi Johnson, 515 Greenway Point Drive Janesville, WI 53548

You can also register online at www.hoacga.com where Paypal is accepted.

I will have glass to sell or I will have a Room Display and thus I need a hall window. YES / NO

Heart of America Carnival Glass Association - HOACGA

2023 Convention Itinerary - April 12-15, 2023

Daily

Breakfast in Lobby provided by Hotel

5:30pm to 7:30pm - Manager's Reception in Atrium

Tuesday - April 11th

6pm - Early Bird Dinner at the Smoke Box Restaurant

Wednesday - April 12th

Registration available - See Kathi Johnson

5:30pm to 7:30pm - Subway sandwiches served in Salon D

Thursday - April 13th

Registration open outside of Salon D from 10am to 4pm

3:00pm - **A 50 Year History of HOACGA Presentation**

5:30pm to 7:00pm - Pizza Party served in Salon D

7:00pm - **Contemporary Carnival Glass Auction**

7:00pm - **50th Anniversary CAKE!**

Friday - April 14th

Registration open outside of Salon D from 8am to 3pm

9:30am - **Meet the Collector Show and Tell**

Noon - **Banquet Luncheon & National Parks Presentation**

2pm - **Annual Business Meeting**

3pm - Volunteers for Room Display Judging Team meet

4:00pm to 8:00pm - Preview Auction Glass

Saturday - April 15th

7:30am to 9:30am Preview Auction Glass

9:30am - Seeck and Wroda Auctions present the late
Rabon and Melphia Hall Collection

6:00pm - People meet in the hotel restaurant for dinner.

Sunday - April 16th

Convention survivors "One Last Breakfast" before saying
goodbye.

Room Displays:

At each convention, HOACGA encourages room displays as they are easily viewable through each room's window to the hall. Attendees so appreciate the effort. Be creative and share your carnival glass with others.

Displays are judged by a volunteer committee and a winner is chosen for each of the following categories:

- Same Maker
- Same Pattern
- Same Color
- Same Shape
- Own Theme

Attendees then vote on their favorite display and an award is presented for "Best Overall Display".

Prizes are \$50 for each of the five categories and \$100 for "Best Overall".



**Register at HOACGA.com or
use the form on page 16.**

HOACGA Loves Room Displays

One of the great things about attending the Heart of America Carnival Glass (HOACGA) convention each April at the Embassy Suites in Kansas City is getting to view so much wonderful, colorful and interesting glass all at one time. Some of the most interesting and beautiful glass is seen through the room windows of various attendees who set up room displays. Room displays allow attendees to share their glass with other attendees, generates lots of conversations, makes a lot of people smile and can introduce people to great new friends.

The Embassy Suites is set up wonderfully for room displays. The hotel is one large rectangle with all the rooms around the outer edge. The center of the hotel is a large open atrium. HOACGA and the hotel do a great job of placing



all the attendees on the first two floors so that everyone can be together. Each room is a two room suite. The bedrooms are toward the back and a living area toward the front. Off the hall, each room has a door and a window into the living area. These windows allow you to set up a room display in your room and in front of the window. This allows people to see your display from the hall without having to enter your room allowing people to see your display even when you are not there. Now a lot of people open their doors to let visitors in so that they see the display up even closer and maybe, with permission, even pick up a piece. This is how we get to meet so many wonderful people and have such great conversations about our glass.

To recognize people who lovingly pack up their glass to bring a display and set it up in their room, HOACGA and other clubs give out prizes for various categories.



HOACGA's categories include "Best in Show" which is awarded a \$100 prize. Other categories, which are awarded \$50 prizes include; Same Pattern, Same Color, Same Shape, Same Maker and "Own Theme". "Best in Show" is voted on by the convention attendees while the other five categories are selected by a judging committee. Any one participant can only win one award.

Categories and Prizes:

1. Best In Show - \$100
2. Same Pattern - \$50
3. Same Color - \$50
4. Same Shape - \$50
5. Same Maker - \$50
6. "Own Theme" - \$50

Let us help you get the right DISPLAY ROOM

If you plan to bring a display or have glass for sale in your room, please let HOACGA know. A few rooms located in the corners are less visible and **we want to make sure** those with glass get the highest visibility that all our glass deserves.

Breakfast and the Manager's Reception at the Embassy Suites



Our HOACGA hotel is the Embassy Suites located at 7640 NW Tiffany Springs Parkway, Kansas City, Missouri, 64153

Its phone number is 1-816-891-7788

Breakfast is served daily and offers made to order eggs along with a buffet stocked with all the regular breakfast items. So grab a cup of coffee and join your friends. It is a great way to start off a great day filled with carnival glass events. Meet you for breakfast!!



Each evening from 5:30 to 7:30pm, the Embassy Suites hosts a Managers' Reception. At 5:30pm, the rolling window is raised revealing the bar and in unison every stands to get in line. Enjoy complimentary wine, beer and mixed drinks as well as non-alcoholic beverages. The hotel also provides things to munch on such as crudité's, cheese and crackers, and salty snacks.

The hotel offers non-smoking rooms, connecting rooms, an airport shuttle, an on-site restaurant, an indoor saltwater pool and a business center.

The Embassy Suites rooms are two room bedrooms with a bedroom and a living room. The door to the living room opens to the main hallway. The living rooms also offer a window overlooking this main hallway and it is in these windows that guests set up their window displays allowing people to walk the halls and view everyone's displays.

The Embassy Suites is a Pet Friendly Hotel



Our contract with the hotel also gives guests, registered under HOACGA, complimentary parking and Wi-Fi.

Panther Bowl in Nile Green—by John and Lucile Britt

This article appeared in the October 1990 HOACGA newsletter as well as appeared in the third HOACGA Educational Book.

This beautiful master Panther bowl in the Nile Green color is certainly one of the finest pieces of carnival glass that we have ever owned. We are showing three different views of the bowl. To actually do this piece justice, you really need to see the photos in color or actually see the bowl itself.

The color of this piece is known as Nile Green. Nile Green was a color that was used by the Indiana Tumbler & Goblet Company of Greentown, Indiana. We own a Nile Green Teardrop & Tassel pattern tumbler from that company, which is much like the same color as our featured Panther bowl. The tumbler is not iridized, however, as it was made before carnival glass was ever introduced. The color of the Panther bowl is just a little darker than the color used on this tumbler, but both are of a yellowish green color, which is characteristic of Nile Green.

Jacob Rosenthal was credited for having developed chocolate glass and was most likely instrumental in making



the Nile Green color. This was done while he worked at the Greentown factory. This factory was destroyed by fire in 1903 and was never rebuilt. Later Rosenthal came to the Fenton factory to work for them. It is our opinion that Rosenthal had something to do in formulating the color used on this bowl. The Fenton museum owns one of these Panther bowls in this same color, only that example is not iridized. The bowl shown here has very fine iridescence and is a super piece of carnival glass. It is the only piece of carnival glass ever reported in that color.

The very popular Panther pattern was made by the

Fenton Art Glass Company of Williamstown, West Virginia. It is used on the interior of some of their Butterfly & Berry pattern bowls. Fenton made these Butterfly & Berry large size footed bowls with five different interior patterns. The one seen most often contains



This article was originally published with these photos in black and white. These are John Britt's photos now presented in color.

Panther Bowl in Nile Green—continued

the same Butterfly & Berry interior. These are sometimes found in the complete berry set. Other interiors used were the plain interior, Fantail, Hearts and Trees and our featured Panther pattern. The Panther pattern can also be found in the complete berry set. The small berry dishes to go with Fantail and Hearts & Trees master bowls have never been reported. If they do exist, they would be very rare. Colors that we have seen in the Panther pattern, other than Nile Green are marigold, blue, white, amethyst and green. We have seen the small bowls in a beautiful red and also in a fantastic aqua. A very rare white master Panther bowl is listed and shown in Don Moore's carnival glass book on rarities.




The photo above is Lot 36 in the 2023 HOACGA auction.

Aqua Opal Acorn Burrs Punch Sets

Northwood made the pattern Acorn Burrs and it is found in water sets, table sets, berry sets and punch sets. All these pieces are found in amethyst, green and marigold. The punch set pieces are then found in the additional colors of blue, ice blue, ice green, lime green and white, but these colors are much harder to find. But you would be very lucky to find a piece in aqua opal. Only a single sauce bowl and two punch sets are thought to be known in the elusive aqua opal color.

Below is a HOACGA newsletter article from October 1983 concerning the sale of one known punch set.

THE HARTUNG AUCTION



AQUA OPAL ACORN BURRS PUNCH SET
(5 cups went with the set)

On October 1, 1983, Carnival Glass history was made as the old auction price record of \$9600, set in 1976, was shattered. Don & Connie Moore made the long drive from California to take home the AD Acorn Burrs punch set and take it home they did. The bidding was opened at \$10,000, and auctioneer John Woodys' next call was for \$15,000. As there were no takers, he asked for \$12,500 and Don nodded yes. John quickly called for \$13,500, then \$13,000. When no further bids came from the floor, the set was knocked down at \$12,500 with the Moores the happy new owners. We're sure this was one of Don's most exciting 60 seconds and it culminated in applause from the crowd and John having Don & Connie come up front to be introduced. We have a photo of them up front and were going to publish it but John Woody is the only one smiling. They quickly recovered, however, and were smiling the rest of the day. Don had tried to buy this set (for a larger sum) from the late Mrs. Hartung, but she would not sell it. They now have Acorn Burrs punch sets in 8 different colors. We were very pleased to see it go to them. CONGRATULATIONS DON & CONNIE!!!

Aqua Opal Acorn Burrs Punch Sets

Don Moore had this to say about his aqua opal Acorn Burrs Punch set in December 1991:

“This set in my opinion has to be given the number one slot. Only the one set is known but another base and several additional cups have turned up. This set, with five cups sold at Mrs. Hartung’s estate auction in 1983 for \$12,599. A single cup sold at the Britt auction in 1989 for \$1,800. We added out sixth cup shortly after the Hartung auction for \$500.”

The Acorn Burrs pattern was made by the Northwood Company about 1910 to 1914. Pieces were made in very utilitarian shapes including water sets (pitcher and six tumblers), berry sets (master berry bowl and six sauce bowls), table sets (creamer; sugar; spooner and butter dish) and, of course, punch sets. A punch set consists of a bowl, a base and six to 12 cups. For all shapes, with the exception of the punch sets, the colors found seem to be limited to amethyst, green and marigold. Punch set pieces are also found in aqua opal, blue, ice blue, ice green, lime green and white. Ice blue and white punch sets are seen on occasion but blue, ice green and lime green are very rare. And this aqua opal punch set, shown below , is an extremely rare prize and will be auctioned off at the 2023 HOACGA convention (Lot #10).




Imperial's Chrysanthemum and Homestead:

Chop Plates or Wall Plaques?

Imperial's 10 1/2 inch Chrysanthemum and Homestead plates are referred to as chop plates which are plates 10 or more inches across. However, Imperial's 1917 catalog 103B advertises them as a cake plate or wall picture, stating that the pieces have a rim on the back which makes it possible to hang them to the wall just like a china plaque and calling them "A very striking wall decoration."


Homestead plates depict a rustic scene of a footbridge and a path leading to a cabin. Ducks on the pond, a person at a well, fencing and various trees complete the design and it is all surrounded by a greek key motif along the outer scalloped edge. Notice, in the catalog picture below, that the image is shown in reverse. Homestead colors found include amber, blue, green, lavender, marigold, purple, smoke and white.

Some of the Chrysanthemum and Homestead plates have a "Nuart" signature at the 5 o'clock position near the outer edge. In 1911 and 1912, Imperial introduced its Nucut and Nuart lines, respectively. Nucut was a line of imitation cut glassware, which was popular at the time; the Nuart line imitated Tiffany



These 524 and 525 picture plates have a rim on the back, which makes it possible to hang them to the wall, just like a china plaque.—A very striking wall decoration, especially in the satin color.

glass and was produced at first as lamp shades and later as vases. It is not known why Imperial included the Nuart signature on these two carnival glass pieces.



Imperial's Chrysanthemum and Homestead: Chop Plates or Wall Plaques?



The 10 1/2 inch Chrysanthemum plate is dominated by a large central blossom with foliage and buds. It also has the greek key motif along the outer scalloped edge. Again, the image in the catalog is in reverse of the actual plate. Examples can be found in amber, green, marigold, purple, smoke and white.

Typically, carnival glass plates come out of the mold in a bowl shape with the sides flared up. This shape is often referred to as the proof shape. After the piece is removed from the mold, a worker would flatten the piece into a plate using a wooden tool. However, Chrysanthemum and Homestead pieces came out of the mold as a plate and are probably the only carnival glass plates to do so.

These pieces were reissued by Imperial and Summit Glass in a variety colors in the 1970s and 80s. The fronts are identical but the old examples have a ribbed back while the new ones have a stippled back with the IG, LIG or ALIG mark in the center. If the center of the base is smooth, the mark has probably been ground off. The back of the new is shown below to the left and the old is shown to the right.

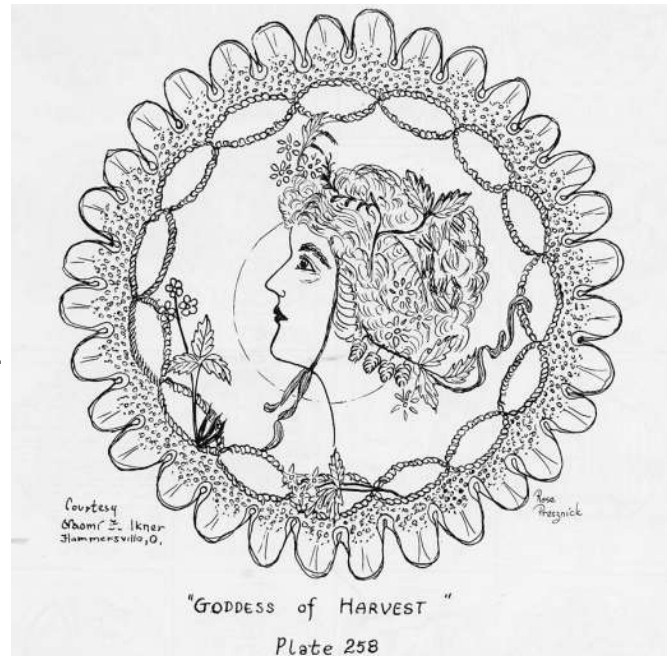


Fenton's Goddess of Harvest Amethyst Bowl with 3-in-1 Edge to be Auctioned at HOACGA 2023 Convention

A very rare pattern and extremely desirable. One of the few patterns in Carnival glass to show the human face or figure. The Goddess of Harvest carnival glass pieces were produced by the Fenton Art Glass Company. Presently the pattern has been confirmed only in bowls that are about 9 inches across. Although some reference materials state that it was also made in a plate, this has not been confirmed with a photo. Bowls are known with tight crimped, three-in-one, ice cream shape, and six-ruffle edges. The only colors known are amethyst, blue and marigold. It is thought that in total no more than 10 Goddess of Harvest bowls are known to exist.

Marion Hartung did not identify this pattern in any of her ten books. It is illustrated in Presznick's Book III, plate #258. This illustration is shown to the right.

The following description of the pattern was provided by Galen and Kathi Johnson in the July 2004 HOACGA newsletter: "The actual pattern on the Goddess of Harvest is a lovely, simple design of a woman's profile. She has leaves, flowers and berries intertwined in her hair, and is framed by braided ropes forming circles. From about 6 o'clock to the 9 o'clock position, the braided ropes also have some leaves and flowers entwined. The woman portrayed is said to be John Fenton's wife. What a wonderful tribute to the "lady of the house!"



Above is a close up of the goddess of Harvest pattern and to the right is Lot 30 in the 2023 HOACGA auction; a Goddess of Harvest 3-in-1 edge bowl in amethyst.



2023 Convention Calendar

January

Tampa Bay Carnival Glass Club

January 25 thru 28

The Godfrey Hotel Tampa, Tampa, FL

Phone (813) 281-8900

March

Texas Carnival Glass Club

March 8 thru 11

Washington County Expo Event Center and

Hampton Inn and Suites, Brenham, TX

Phone (979) 337-9898

April

Heart of America Carnival Glass Association

April 12 thru 15

Embassy Suites Hotel Kansas City MO,

Phone: (816) 891-7788

May

Keystone Carnival Glass Club

May 10 thru 13

Holiday Inn, Grantville PA,

Phone: (717) 469-0661

June

American Carnival Glass Association

June 14 thru 17

Comfort Inn Suites, Berlin OH,

Phone: (330) 893-7400

July

International Carnival Glass Association

July 5 thru 8

Brookfield Wisconsin Embassy Suites

Phone (262) 782-2900

August

The Stretch Glass Society

August 10 thru 12

Comfort Inn Lancaster County North, Denver PA

Phone (717) 336-7541

September

New England Carnival Glass Association

September 7 thru 9

Courtyard by Marriott, Cromwell CT

Phone (860) 635-1001

October

Millersburg Glass Association

October 6 thru 7

Comfort Inn Suites, Berlin OH,

Phone: (330) 893-7400

Mid-Atlantic Carnival Glass Club

October 19 thru 21

Homewood Suites, Hagerstown MD

Phone: (301) 665-3816

November

Great Lakes Carnival Glass Club

November 2 thru 4

Lansing Ramada, Lansing, MI

Phone: (517) 627-3211

Please check club and auctioneers' websites for up-to-date information.

POSTMASTER


Direct any problems to

Distribution Manager:

Gary Sullivan

671 Ridge Road

Wethersfield, CT 06109



Members: Please check your "Address Label". The numbers after your last name separated by a dash (-) is the date (month and year) for your membership or newsletter renewal.

