

A JOINT NEWS PUBLICATION of...



Heart of America Carnival Glass Association

November/December 2012

Texas Carnival Glass Club



CARNIVAL GLASS

ACTION!

Enjoy one collector's story, Ed Kramer's, in a new feature on Page 2.



Read about Roy and Charlene Hieger's journey collecting Carnival Glass pitchers and more, Page 12



Ever wonder where the inspiration for patterns came from? Find out on Page 13.

Serving the past, present and future of a great American Craft and those who enjoy its legacy.

Grandma's gift starts Ed Kramer's love of carnival glass collecting

CGA starts a new feature this edition focusing on individual collectors and their stories. Join us for the first story by Ed Kramer, as told to Steve Hazlett.

In the 50s when I was a young kid, we were visiting my grandmother in Dallas and my mother saw Grandma's marigold punch bowl and six cups that had been in the curved glass china cabinet for many years. She asked if she could have it and Grandma said yes. Grandma had four other children and no one had expressed any interest in it. She also



Illustration by Donna Lee Olson

had a marigold cream and sugar (no lid) which she gave my Mom. The glass had all been premiums of some kind and didn't cost a lot (or anything for that matter) and so the glass came back to Kansas City for a long time. This was the late 50s. It sat in our dining room for years. We didn't know what kind of glass it was, let alone "carnival glass."

When I graduated from the University of Kansas in 1964, we served punch in the punch bowl with an ice ring clanking in the punch. We used the 6 cups and paper cups for the rest. It survived. I went to work for the Bendix corporation after college, and met an engineer named Bob Grissom, shortly thereafter, and we worked on some of the same products. I didn't know, but Bob and his wife Rosa had begun collecting "carnival glass" in the 60s and already knew a lot about it.

I read about carnival glass in the 70s and 80s, and in 1987 I stopped by Bob's desk and told him I had collected some of the glass, and had noticed a Bob Grissom was interested in it. I asked if it was him, and found out he was the one. He told me


there was a local club formed in 1973, (HOACGA—Heart of America Carnival Glass Association). They had monthly meetings at the Raytown city hall where he had served as mayor. He invited me to a monthly meeting where I met his wife, Rosa. She had a booth at the Higginsville Flea Market east of Kansas City. This was the beginning of my real learning about carnival glass.

“[Grandma's] glass had all been premiums of some kind and didn't cost a lot (or anything for that matter) and so the glass came back to Kansas City.”

I had bought some books—The Hartung books and Edward's Encyclopedia of Carnival Glass and of course I learned at each monthly meeting. I went to a lot of estate sales and found lots of

glass. In those days, there were no eBay or Antique Road Show TV programs. People didn't know a lot about Carnival glass. I went to a lot of auctions and a few conventions. I made a lot of carnival glass friends.

One thing about carnival glass collectors, they are friendly people willing to share information about the



hobby. They are like a family. I tell people now the conventions are like family reunions. I enjoy them, and have some wonderful friends through this hobby.

I became Secretary of HOACGA in 1992, and served through 1999 when Ann McMorris took over.

I learned along the way that Grandma's punch bowl was Imperial's 474 (a hobstar and flower pattern) and I now have every shape in marigold. Grandma's sugar and creamer were Fenton's Butterfly and Berry, and I have collected all shapes of that pattern including hatpin holders, vases and berry, table, and water sets. I have collected many other patterns and colors that appeal to me, including Curved Star, Cosmos and Cane, File, Cobblestone and more. I have a few hundred pieces.

I love the glass, and as I say, I know enough to be dangerous. I am still learning. It is said the more you know, the more you realize you don't know. I enjoy the hobby and friendships it has brought me. ■

Ed Kramer, at right, displays the candlestick part of his collection. The Kansan also enjoys ZigZag bowls that formed his room display entry at the 2012 HOACGA.

Photos by Steve Hazlett.





calendar

december

Mon. Nov. 26 to Wed. Dec. 5

On-line only auction at seeckauction.com, ending at 7 p.m. CST Dec. 5.

Thurs., Dec. 6 to Sun., Dec. 16

On-line only auction at seeckauction.com, ending at 7 p.m. CST Dec. 16.

Sat., Dec. 15

Jim Wroda Auction at 10 a.m. at the Greenville Auction Center, 523 St. Rt. 49 S. Greenville Ohio. See jimwrodaauction.com for more details and absentee bidding.

january 2013

Sat., Jan. 5

New Year Carnival Glass Extravaganza Auction, 9 a.m. at The Mickey Reichel Auction Gallery in Boonville, Mo. For more information, see www.awk-shn.com.

Wed., Jan. 30 to Sat., Feb. 2, 2013

Tampa Bay Carnival Glass Club Convention and Auction, The Dolphin Beach Resort, St. Pete Beach, FL. For more information, see www.tbccgc.com. Burns Auction in charge of auction.

february

Feb. 2

Tampa Bay Convention Auction, see above for details.

Wed., Feb. 27, to Sat., March 2

Texas Carnival Glass Club Convention and Auction at Wyndham Dallas Suites—Park Central. Public auction at 9 a.m. Saturday by Seeck Auctions. For more information, see page 5.

coming

Wed., March 13 to Sat., March 16

Southern California Carnival Glass Club Convention and Auction; Country Suites by Ayres, 1945 E. Holt Ontario, California (close to Ontario Airport - Ontario Calif.) For reservations, call 909-390-7778. For additional convention information, call 805-492-3903

Wed., April 24, to Sat., April 28

Heart of America Carnival Glass Club Convention and Auction, Embassy Suites Airport Hotel, Kansas City, Mo., Saturday 9. a.m. public auction by Seeck Auctions. For more information, see page 4.

coming

Thurs. May 1 to Sun. May 4

Keystone Carnival Glass 2013 Convention and TWO-DAY Auction of the Wiles Collection at the Holiday Inn, 148 Sheraton Drive, New Cumberland, Pa., 717-774-2721; Please mention Keystone Carnival Glass Convention to receive \$93 room rate. Jim Wroda, auctioneer. If you have any questions contact Sharon Royle at 610-777-8126 or don6379@verizon.net

Wed., May 29 to Sat., June 1

Lincoln Land Convention. More details to follow.

Wed., July 17, to Sat., July. 20, 2013

International Carnival Glass Association Convention and Auction at the Sheraton Westport Lakeside Chalet in St. Louis.

Thurs., Sept. 5, to Sat., Sept. 7

New England Carnival Glass Association Convention and Auction, Leominster, Mass.

auctioneers&vendors

Below is a list of auctioneers specializing in Carnival Glass, and vendors associated with HOACGA and/or TCGC.

Mickey Reichel	Mickey Reichel Antique & Auction L.C.
18350 Hunters Ridge	Boonville, MO. 65233
660-882-5292	www.AWK-SHN.COM

Jim and Jan Seeck	Seeck Auctions
PO Box 377	Mason City, IA 50402
641-424-1116	www.seeckauction.com

Tom Burns	Burns Auctions
183 Sunnyside Dr.	Clermont, Fla. 34711
407-592-6552	
www.necga.com/Tom%20Burns%20Auction.html	

Jim Wroda	Jim Wroda Auction Services, LTD
5239 St. Rt. 49 S	Greenville, OH 45331
937.548.7835	www.jimwrodaauction.com

Tom & Sharon Mordini	Mordini Carnival Glass Auction Prices
36 N. Mernitz Ave.	Freeport, IL 61032
(815) 235-4407	www.woodsland.com/mordini/

Lloyd R. Ward	CarnivalGlass.com
P.O. Box 1006	Mayfield, KY 42066
(270) 251-2005	www.carnivalglass.com

Ronald Britt	Birds of a Feather
619 NW 3rd St	Abilene, Ks, 67410
785-263-0807	

Dave Doty	www.ddoty.com
-----------	--



President's Corner

by Emmett Morgan

It has been a carnival-dry six months since HOACGA for Dorothy and me, but that turned around in October. Locally we have a smaller Brimfield-type antiques show in multiple fields and buildings on Hwy 237 going to Round Top and Warrenton, TX. This happens in the spring and fall. It is a ten-day-plus show, and we came home with two small Morning Glory vases and a Millersburg

Fleur de Lis purple bowl for a grand total of \$84.

I am flying to St. Louis Friday for Fred Roque's auction and am truly looking forward to visiting with

carnival glass friends, looking at some great glass, and hopefully to bring a pretty piece back to Dorothy. Can you believe she hid the big check book from me? She is a smart lady and knows me well. Now let's get going on club happenings.

Bob and Sandy Sage were gracious to host our November 3 meeting in Austin, Texas. They out did themselves with their wonderful hospitality, glass,

and great food. The attendance by our members was exceptional, as usual, and our tradition of Show 'n Tell was enjoyed by all. Pictures will be in the January edition of *Carnival Action*.

After dinner at Luby's, we ventured on to the home of Roy and Charlene Hieger to view their Contemporary carnival glass collection. Roy had the majority of his contemporary glass stored until Jim Seeck packed all of their vintage carnival for the HOACGA auction in April 2013. For those of you that have had the pleasure of visiting the Hiegers, you know how many cabinets they have for glass. They are all full AGAIN! There is an excellent article in this issue about Roy.

Our 2013 TCGC convention is just around the corner and will be at the Wyndham Dallas Suites – Park Central (formerly the Crowne Plaza Suites) from Feb. 27 through March 2. The schedule of events, hotel reservation information, and convention registration form can be found in this issue. Photos of key Seeck Auction pieces are also in this issue.

Some quickie highlights of our convention are: the pizza dinner on Wednesday night, followed by Show 'n Tell; a carnival game "City Feud" hosted and concocted by Richard and Carol Cinclair on Thursday afternoon; Whitley Award Dinner on Thursday night followed by the Gift Exchange (don't come if you do not want to laugh); and on Friday a seminar by Gary Lickver, Silent

Auction ending, and Banquet with Tom and Ann Bumpass as speakers. Their glass will be auctioned at HOACGA 2014, and I will be making notes for the future.

It gives me great pleasure to announce that the Whitley Award honoree for 2013 is Jerry Curtis. Jerry has selflessly given of his time, knowledge and assistance to many clubs and carnival collectors across the country for many years. Jerry does not sit on the sideline. He is a doer. From doing seminars, banquet talks, articles, and photography of miniatures, to maintaining the membership lists for mailed and emailed copies of *Carnival Action* for TCGC and HOACGA, he is most deserving of the Whitley Award. We are so proud that Jerry & Carol have made Texas their home.

For those who have attended in the past, you know about our Texas hospitality and fun convention. For those who have not had the pleasure of attending, I encourage you come to our convention in Dallas Feb. 27 – March 2 so you can enjoy the great fun, friendship and hospitality the Texas way!!!

I wish all our carnival collector friends a wonderful Thanksgiving, a blessed Christmas, and a joyful New Year.



President Emmett Morgan
808 Geney St.
Brenham, TX 77833
979-836-7896
ecmorgan@myalpha1.net

Vice-President Bob Sage
12600 Beaconsdale Circle
Austin, TX 78727
512-255-1176
rsage1@austin.rr.com

Research Editor Emeritus
Jane Dinkins

Join us in the
**Texas Carnival
Glass Club!**
Website:
www.texas carnival glass.org

Secretary Sandy Sage
12600 Beaconsdale Circle
Austin, Texas 78727
Phone: (512) 255-1176
rsage1@austin.rr.com

Ranger Editor Elaine Blair
Webmaster Fred Blair
1608 Corkwood Dr.
Allen, TX 75002
469-742-0055
elaineblair@att.net
Fred.blair3@att.net

Treasurer Carol Curtis
Research Editor Jerry Curtis
127 Tanglewood Dr.
Fredericksburg, TX 78624
830-990-0906
jcurtis95@austin.rr.com

Texas Carnival Glass Club 2013 Convention News

Jerry Curtis chosen for 2013 Whitley Award

The 2013 Whitley Award, named in honor of Floyd and Cecil Whitley, will be presented on Thursday, February 28, during the Whitley Award Dinner at the TCGC Convention in Dallas. This prestigious award honors the recipient's dedication to carnival glass that has enriched fellow collectors. The recipient of this year's award is Jerry Curtis of Fredericksburg, Texas. Please join us at the banquet to honor Jerry for his many contributions to carnival glass and to the Texas Carnival Glass Club.



Get Ready...

It's Nearly Silent Auction Time!

The TCGC convention in Dallas in March 2012 was to be the initial opportunity for Sam and I to conduct the club Silent Auction. But as you found out, a medical situation prevented our attendance. We are most thankful and appreciative of the efforts of Diane and Sylvester Walleck who so wonderfully took charge of the Silent Auction at the last minute. That's one of the things that makes the Texas club special, teamwork and a willingness to help.

So now here we are preparing for the 2013 TCGC convention in Dallas. This year will essentially be the second 'first effort' for the Robinson's to shepherd the annual Silent Auction. We would very much appreciate your donations of whatever you think will attract bidder attention. Carnival if you would like, other glassware, wine, novelties, historical carnival glass information, books, wine, whatever.

As you know proceeds of the annual Silent Auction are used by the club to support various club activities, including holding down the cost of the convention banquet. When all is said and done, the Silent Auction is just a fun way to contribute to the success of our club. Let's make this a banner year!

Should you like to contact us regarding donated items, assisting in some way, or anything else regarding the Silent Auction please contact us at 'waltrobt@sbcbglobal.net' or give us a call at 512-292-1008.

Looking forward to seeing you there.....

Sam and Walt Robinson



Sandy and Bob Sage

White Elephant: Exchange or Steal?

White Elephant Exchange takes place on Thursday, February 28, following the Whitley Award Dinner. The Sages are Masters of Ceremonies for this full-filled and often hilarious event that draws more participants every year. Bring a wrapped gift item, carnival glass or other (but carnival glass items are always a hit).

Hospitality Room Donations

Hosted by Co-chairs Joyce Seale and Dorothy Morgan, our convention hospitality is a place to sit down, strike up conversations with old friends, and enjoy the delicious food provided by our members. Please call Joyce at 903-454-6166 or Dorothy at 979-836-7896 or e-mail dmorgan@alpha1.net to let them know what you are bringing, or just bring what you did last year!



Joyce Seale and Dorothy Morgan

Display Contest Attracts More Entries Every Year

We will be back in Dallas in 2013—in a suite hotel with picture windows for your display! Each year our convention sees an increase in beautiful and educational entries in this event and this year we expect to see even more. Categories include Same Color, Same Maker, Same Pattern, Same Shape, Texas Theme, and Open Theme (name your own). AND... Best in Show wins \$100!



Chair Cale Wilcox





2013 TCGC Convention Schedule

FEBRUARY 27- MARCH 2, 2013 – Wyndam Dallas Suites – Dallas

BADGES MUST BE WORN TO ALL EVENTS

Room Sales: Rooms will be open for the sale of glass at the seller's discretion

Wednesday, February 27

4 p.m. Hospitality Room Open (except during scheduled events):

Registration, Silent Auction donations received, sign up for Room Display Contest

5:30 p.m. Early Bird Fun Night:

Pizza Party in the Hospitality Room

Show & Tell—A Texas Tradition—1 item per member

Thursday, February 28

Complimentary guest breakfast—Café Biarritz

9 a.m. Hospitality Room Open (except during scheduled events)

Registration, Silent Auction

2 p.m. to 3 p.m. Carnival Game "City Feud"

hosted by Richard and Carol Cinclair

5:30 p.m. Whitley Award Dinner honoring Jerry Curtis (badge sticker required)

8 p.m. Annual Gift Exchange

(must be wrapped, non-perishable, limit of 2 steals/item)

Friday, March 1

Complimentary guest breakfast—Café Biarritz

9 a. m. Hospitality Room Open (except during scheduled events):

Registration, Silent Auction continues

10:30 a.m. Educational Seminar by Gary Lickver

TCGC Annual Business Meeting follows Educational Seminar

1 p.m to 3 p.m. Rooms open for final Room Display viewing

3 p.m. Silent Auction ends

3:30 p.m. Room Display voting ends

5:30 p.m. TCGC Banquet TCGC (badge sticker required)

Banquet Speakers: Tom & Ann Bumpass "Why Collect Carnival Glass"

8 p.m. Seeck Auction Preview

Saturday, March 2

Complimentary guest breakfast - Café Biarritz

7:30 - 9:30 a.m. Seeck Auction Preview

9:30 a.m. Seeck Auction (Lunch on your own)

Texas Carnival Glass Club 2013 Convention Hotel

Wyndam Dallas Suites, 7800 Alpha Road, Dallas

In 2013, we will be back in Dallas at the Wyndam Dallas-Suites! An award winning, all suite atrium style hotel located at the Northwest corner of LBJ Freeway (I-635) and Coit Road, the Wyndam Dallas-Suites features 295 luxury suites complete with a separate bedroom and parlor area, microwave, refrigerator, and wireless-high speed Internet access. All suites have a large picture window for displays!

LODGING

Room Rates — Single or Double: \$115

Breakfast in the Café Biarritz is included in the guestroom rate for up to two people per room.

Reserve your Room: Call 972-233-7600, option 2 and tell them you are with the **Texas Carnival Glass Club**, or use the **group booking code 02276822TE**.

Hotel Deadline: February 13, 2013

Display Tables: Tables are available for a one-time fee of \$25 per table.

Pet Policy: \$125 deposit. \$100 refundable, \$25 cleaning fee.

Driving Directions

DIRECTIONS from Dallas/Ft. Worth International Airport (DFW), 17 miles from DFW Airport.

Take the NORTH Airport Exit. After a short distance veer Right and take Exit 635 EAST. Stay on 635 heading East until you Exit on to COIT Road. At Coit Road intersection head NORTH (LEFT) on to Coit Road and stay in LEFT lane to next intersection light. Go STRAIGHT through intersection and make a LEFT on to ALPHA Road.

DIRECTIONS from EAST (Dallas):

Coming from the EAST, Exit on to Interstate Hwy. 635 NORTH and stay on 635 North until you Exit on to COIT Road. At Coit Road intersection head NORTH (RIGHT) on to Coit Road. At intersection carefully and immediately get into far LEFT lane as you will make a LEFT on to ALPHA. Readjust after going through the light. You're now looking at the Wyndham. You're there!

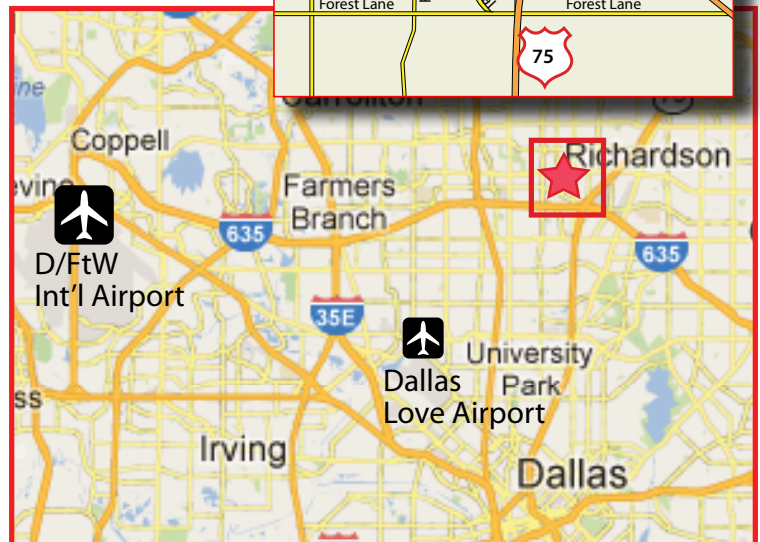
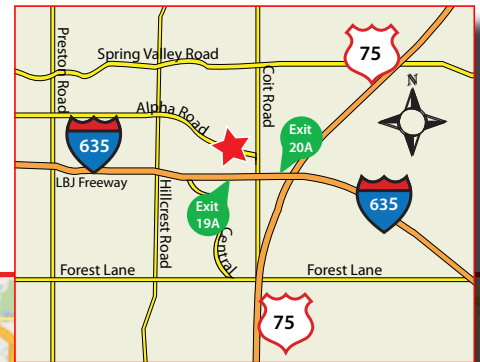
DIRECTIONS from WEST (Ft. Worth):

Coming from the WEST from Interstate Hwy. 20, Exit Hwy. 408 NORTH which turns into Loop 12 NORTH. Continue North to 635 EAST. Continue on 635 East and EXIT on to COIT ROAD, At Coit Road intersection go NORTH (LEFT) on to Coit Road and stay in LEFT lane to next intersection. Go STRAIGHT through intersection and make a LEFT on to ALPHA Road.

DIRECTIONS from North or South (I-35):

Exit on 635 EAST. Stay on 635 heading East until you Exit on to COIT Road. At Coit Road intersection head NORTH (LEFT) on to Coit Road and stay in LEFT lane to next intersection light. Go STRAIGHT through intersection and make a LEFT on to ALPHA Road.

Map Illustration: Donna Lee Olson





Texas Carnival Glass Club 2013 Convention & Registration Form

Feb. 27 – March 2, 2013

Wyndham Dallas Suites – Park Central

Formerly Crowne Plaza Suites

7800 Alpha Road, Dallas 972-233-7600 (Ext. 2)

PLEASE PRINT CLEARLY

(TCGC Convention Badges must be worn at all events)

Name (s): _____

Address: _____

City/State/Zip/Country: _____

Phone: _____ E-mail: _____

Texas Carnival Glass Club and/or HOACGA Membership

You may choose to be a member of either or both TCGC & HOACGA for only \$10 each.

TCGC Membership ----- \$ _____

HOACGA Membership ----- \$ _____

Combined Newsletter

"Carnival Glass Action" Cost ----- \$ **25.00**

Check one of the 2 following choices:

Newsletter from TCGC _____ OR Newsletter from HOACGA _____

Newsletter delivery option (check one) ---- E-mail (PDF format) _____ U.S.P.S _____

Convention Registration

Register by February 13 for regular fee!

Enter number of persons attending for each item below

Convention Registration Fee

Regular Fee: \$5 per person _____ @ \$5.00 each = \$ _____

Late fee after February 13: \$10 per person _____ @ \$10.00 each = \$ _____

Whitley Award Dinner (Choose one)

I (We) will attend the Thursday Whitley Award Dinner

(**FREE** with purchase of Friday banquet ticket)

_____ @ FREE each = \$ _____

I (We) will attend the Thursday Whitley Award Dinner

(**Cost if NOT** attending the Friday banquet)

_____ @ \$29.00 each = \$ _____

Friday Banquet

I (We) will attend the Friday Banquet

_____ @ \$29.00 each = \$ _____

Total: = \$ _____

Will have Carnival Glass Display

(circle one)

Yes or No

Will donate Silent Auction item

(circle one)

Yes or No

Will contribute to Hospitality goodies

(circle one)

Yes or No

Gift for Gift Exchange (1 per person, wrapped)

(circle one)

Yes or No

Make Checks Payable To: Texas Carnival Glass Club Please mail this form with payment to:

Carol Curtis
Texas Carnival Glass Club
127 Tanglewood Dr.
Fredericksburg, TX 78624

Office Use Only

Date Postmarked: _____

Special Instructions: _____


Check/Cash: _____



The late R.D. Kavanaugh collected carnival glass with a strong interest in stellar peacock pieces and loved water sets. Both will be prominent patterns up for auction on Saturday, March 2, at the Wyndham Dallas Suites.

The pieces, clockwise starting at the left top are: Good Luck PCE bowl – ice blue – super pretty and hard to find in ice blue; Corn vase and Grape & Cable hatpin holder in green – these are just two fabulous green pieces we couldn't resist not picturing; Peacocks PCE bowl – lime green – rare color for these and pretty, part of a large grouping of Peacocks; Venetian rose bowl – marigold – extremely rare in marigold, even color with nice iridescence ; Peacock at the Fountain pitcher & tumbler – ice blue – dark blue and very desirable, RD loved water sets and there are several in the auction.

Seeck Auctions are in charge of the auction and will be bringing you more examples of Kavanaugh carnival glass in the January CGA.



2013 HOACGA Convention set for April 24 to April 28

■ by Bob Grissom

The following is a brief outline of the activities that are being planned for your enjoyment as you attend the Y2013 HOACGA convention. It is our hope that you will be able to join your fellow carnival glass friends at this convention; we know it will add to your carnival glass experience.

The convention will be at the Embassy Suites Airport Hotel, Kansas City, MO (same excellent hotel as it has been for the past 15 years).

As usual we encourage you to bring a Room Display and or glass for sale from your room. An award will be given for each Room Display. A monetary award will also be given for the top ten displays judged the best by a panel of judges.

For those arriving early the club will be serving complimentary Subway sandwiches and refreshments Wednesday evening.

The major display will be "WHITE" Carnival Glass. So select your pieces that you would be willing to bring and share in the display. Take a look at your collection and send your list of pieces to

Bob Grissom, bgrsm31@comcast.net.

After all of the lists have been compiled, you will be notified of your pieces to bring for the display. These displays are only as good as members are willing to share their pieces.

Thursday evening an educational seminar will be given by Richard



Richard Thorne
Thursday Speaker

Thorne. His talk will be about "pairs." Richard collects iridized patterns and also the same pattern that is not iridized, this will be an interesting and unusual display and talk.

After Richard's talk the club will be serving cake and coffee along with an auction of some Contemporary carnival from the Eleanor and Brent Mochel collection. There will be some choice pieces of Fenton, Terry Crider, and other makers.

The "White" glass will be on display Thursday afternoon thru Friday until 3:30 p.m. The seminar will be presented

Friday morning.

The John and Lucile Britt award will be presented at the Friday Luncheon. The recipients of this award will be Jerry and Carol Curtis of Fredericksburg, Texas. The Curtis's are active members of both HOACGA and TCGC, Carol is the Treasurer of TCGC. They have written articles for several newsletters and presented educational talks to various clubs. They will be the banquet speakers at the Tampa Bay convention in January. A special award will be given to a deserving collector; the name will not be announced until the Friday luncheon.

Viewing of the auction glass will be



Rodney Kaps
Saturday Speaker

Friday evening. Pie and coffee will be served after the viewing.

Seck Auctions will be selling, at auction, the collections of Paul and Dee Bekemier and Roy and Charlene Hieger on Saturday, April 27, 2013. The Bekemeiers were known for their aqua opal and red pieces, and the Hiegers will be selling their outstanding Imperial collection. There will be some very nice glass to add to any collection.

The banquet will be Saturday evening. We are pleased to announce that Rodney Kaps will be the speaker. The Room Display winners will be announced, several special whimses will be auctioned and the drawing for a special piece of glass will be presented as our raffled item rather than the usual cash prizes.

A detailed program, schedule of events and a registration form will be available in the January Newsletter.

For additional information contact Bob Grissom, 816-356-5320, email bgrsm31@comcast.net or visit our web-site hoacga.net.



Thin Panels? Thinly Divine! Joan Doty's room display at the 2012 convention, above, showed that small vases come in many special "packages." Styles shown include jack-in-the-pulpit, smooth and crimped edges, as well as ruffled and square topped.

Photo: Donna Lee Olson



We Remember

HELEN JAMES

THE PASSING OF A CARNIVAL GLASS PIONEER

We recently received information of the passing of Helen James. Helen was one of the Pioneers in Carnival Glass collecting. She along with her mother and dad, were collectors in the early 1960s. Because of health issues Helen had not been an active collector for the past few years.

Those early members of HOACGA, ICGA and ACGA will remember Helen and husband Kenny, as collectors of Imperial & aqua Opal glass. They were regular attendees at all of the conventions. After the passing of Kenny, Helen continued her membership in clubs and along with her friend Marie McGee continued to attend conventions for several years.

—by Bob Grissom

CARL F. SCHROEDER

Collector and club president



Wisconsin native Carl Schroeder is remembered for his enjoyment in carnival glass collecting. His enthusiasm led him to serve as a president of the International Carnival Glass Association. Carl died Nov. 4 in a LaCrosse, Wis., hospital. He leaves behind his wife, Ferne, and a sister.

HOACGA News Notes

by Steve Hazlett

The next HOACGA meeting will be Sunday, January 27, 2012. It will be at Bob Grissom's home starting at 2 p.m. Located at 7517 Evanston, Raytown, Missouri 64138.



Articles, pictures & any other items that need to be included in the January 2013 bulletin, the cut off date for that will be January 5, 2013.



Britt honor of 2013 goes to Jerry and Carol Curtis

Jerry and Carol Curtis were chosen to receive the John and Lucile Britt Award at the 2013 HOACGA Convention. The Curtis's are active members of both HOACGA and TCGC, contribute articles to several club newsletters and present talks on carnival glass. The award is named for the late Britt's who dedicated themselves to broadening enjoyment in carnival glass collecting. And, yes, great minds must think alike—Jerry will also be recognized next year by Texas.

HEART OF AMERICA CARNIVAL GLASS ASSOCIATION MEMBERSHIP INFORMATION and BOARD OF DIRECTORS

Membership

Send all address and email changes to Ann McMorris.

Opinions and information expressed in the HOACGA bulletin are not necessarily those of the Bulletin Secretary or Officers. Neither HOACGA nor Bulletin Secretary accepts any responsibility for accuracy or claims made, or for any outcomes resulting from the use of the information either printed or implied.

Robert Grissom, President

7517 Evanston
Raytown, MO 64138
(816) 356-5320 bgrsm31@comcast.net

Gary Heavin, Vice President

10905 Country Road 8170,
Newburg, Mo. 65550
(573)-578-3747 onlater@hotmail.com

Harold Mayes, Treasurer

2712 S Glenwood Ave
Independence, MO 64052
(816) 252-9127

Ann McMorris, Secretary

PO Box 4361
Topeka, KS 66604-0361
(785) 478-9004
mcmorris@woodsland.com

Steve Hazlett Bulletin Secretary

1113 S.E. 4th Terr.
Lee's Summit, Mo. 64063
816-524-4865
stevehazless@gmail.com

Visit us on the internet: www.hoacga.com

28 Years: One couple's odyssey in pursuit of beauty

■ by Roy Hieger

Roy and Charlene will sell their collection at the HOACGA Convention on Saturday, April 27, 2013, they are avid and knowledgeable Imperial collectors.



Charlene and Roy Hieger

This will be your opportunity to buy some very good Imperial carnival glass. The Hiegers are long-time members of both HOACGA and TCGC. Roy has served as President of the TCGC and they have been instrumental in the success of the Club.

Charlene and I have been collecting Carnival Glass for 28 years (no signs of stopping). We bought our first piece of carnival at a flea market held every weekend in one of the buildings at the Fair Grounds in Tyler, Texas. It was a shallow round blue bowl with the holly pattern. Charlene had a small collection of blue glass, mostly blue stretch glass, and she thought it would look good in the display cabinet we had recently acquired. We paid \$20 for the bowl. It had a faint silvery iridescence which did little to hide the cobalt blue base glass. Had it been well iridized we probably would not have bought it.

A couple of weeks later we were in a gift/antique store on Fleishel Avenue in Tyler, and saw another Holly bowl, that one orange. We told the owner about our bowl, and asked him if he knew anything about who made it, when, and where. He said it was Carnival Glass, made by Fenton, and that the pattern was called Holly. He said if we wanted to know more we could go talk to the owner of Dub's Barbeque, which was just

around the corner. The owner, he said, had a large collection of carnival glass. We did just that. The owner, Roy Bagby, was very friendly, and ended up inviting us to his home to see their collection. And what a collection it was—approximately 1,000 pieces, all on display. We spent an entire evening there, learning about the glass and the Texas Carnival Glass Club. Roy and Helen even invited us to go with them to the Texas Club's next annual convention in Houston. Although we were already hooked, the convention with all the display and sale glass, the education programs, and the auction, really sealed it. We went home with several pieces of carnival glass, all of it blue, of course.

Roy Bagby remained my "go to" source for information and advice. I mentioned to him, on one occasion, that we intended to restrict our collection to blue carnival. Although he did not discourage us, he did say that a collection, all of one color, could be a bit boring, and that we might want to consider adding a little color variation. He was right. It wasn't long before we started buying other colors.

By the time we attended our first HOACGA convention we were really in the buying mode. We returned to Texas with 16 pieces. We were so proud of our acquisitions that we stopped in Dallas on the

way back to show Clint and Gene Fox, and then at the Bagby's in Tyler. They were appropriately congratulatory, but I suspect that Roy Bagby thought it was obviously time to teach us something more about iridescence. Those lessons resulted in us selling or giving away most of the 16 pieces, and upgrading some of the other items in our cabinet. We will forever be thankful for the information and advice we received over the years from a variety of collectors, dealers, and auctioneers, especially John Britt, Swede Tilberg, Jim Seeck, Dorothy Taylor, and Annetta Bosselman.

John Britt was responsible for our decision to concentrate on Imperial. We were sitting at a table outside his room at the Holiday Inn in Lenexa, Kansas, the site of a HOACGA convention, and I commented on the difficulty I had paying the prices for some of the glass. I told him I just could not bring myself to paying so much for a piece of



Aqua Imperial Grape pitcher above, in emerald above right.

FEATURE

glass. He suggested that I concentrate on collecting Imperial. He said it was comparatively cheap, mostly because of the reproductions released in the 1950s and later, and collectors' anxiety over being able to distinguish between the old and the new. He then went one step further, saying that collecting the new and reproduced Imperial was an even cheaper option. He noted that the reproductions, for the most part, were made from the old molds, and that there wouldn't ever be any more since Imperial had gone out of business in 1984.

Since that fateful day, Charlene and I have collected approximately 1,000 pieces of carnival glass. Five hundred or so old pieces, mostly Imperial, and 500 of the new and reproduced, again mostly Imperial.

I'm often asked to identify my

favorite pieces. I have two. They are both Imperial Grape Water Pitchers, one aqua, the other emerald green.

The aqua pitcher I saw for the first time at an Air Capital Convention. It was part of an educational seminar presented by Karen Engel. After the talk I went to the display table for a closer look at the pitcher. It was gorgeous. I asked Karen if she would sell it and she told me it wasn't hers to sell—that it belonged to Helen Ward. I immediately sought out Helen, and asked her the same thing—will you sell it? She said no, but did agree to put my name on a piece of paper, put it in the pitcher, and if she ever decided to sell it, she'd let me know. Needless to say, at every Air Capital and HOACGA convention I made it a point to ask Helen if she still had the pitcher, and each time she assured me she did, and that my name was still


in it. Then one day, at an Air Capital convention, Helen asked me if I was still interested in buying the pitcher, and I of course said yes, yes, yes. I followed her to her room and in less than 30 minutes, my dream of owning that pitcher came true.

The emerald green pitcher was in a Seeck Auction at the TCGC convention in February 1999. Although I felt my chances of owning that pitcher were slim to nonexistent, I went ahead with the fantasy and decided the maximum I would pay (and then cleared it with




Charlene). As always I selected a seat in the front row near the center. The two chairs between me and the aisle were reserved for Ruth and John Phillips. I hadn't considered, although I probably should have, that they might bid for the pitcher, and of course they did. I remembered thinking "well, that's it, I'll bid my max, and then it'll be over". When that time came I raised my card, and waited, and waited, expecting Ruth to bid, but she didn't, and then I heard Jim Seeck say "sold." I could hardly believe it. I had won the bidding—the pitcher was mine. Needless to say, the first thing I did was thank Ruth and John.

Those attending the HOACGA Convention in 2013 will see and have the opportunity to buy the above aqua and emerald green pitchers as well as beautiful examples in purple, amber, smoke, marigold, and pastel marigold. ■



Cartoon by Roy Hieger



Peach Opal Orange Tree Plate

Unique plate enjoys “fruitful” travels, twin found on eBay only last year

by Bob Grissom

Orange Tree was one of the patterns that the Fenton Art Glass Company used on many carnival glass shapes. The back pattern of the Orange Tree plates and bowls is Bearded Berry. Fenton also made various other patterns in peach opal. But, yet there are only two peach opal Orange Tree plates known. Both plates have the “trunk” center. They are in the possession of Doug and Karen Engel and Aaron and Arlene Hurst. It would be interesting to know just how many of these plates were actually made.

An article, “Opalescent Carnival” by Don Moore appeared in the September 1986 ICGA newsletter *The Carnival Pump* where he mentioned a Fenton “peach opal Orange Tree nine-inch plate.” Another Don Moore article, “Collar Base Nine-inch Plates,” appeared in the March 1989 ICGA newsletter where he listed the Orange Tree aqua opal (two known) and peach opal (one known) plates as number three in rarity. Another article, “Do You Have any of These?” by Don Moore in the September 1990 ICGA *Carnival Pump*, shows pieces that were, at that time, “one of a kind” and includes the peach opal Orange Tree plate.

The Engel’s plate first appeared at a convention in 1977. Bill Crowl owned the plate and sold it to Steve Morrow. Steve paid Bill about \$150 and walked out of Bill’s room and ran in to Don Moore. Don saw the plate and purchased it on the spot. Steve owned the plate for less than 10 minutes. This is by far the shortest ownership of this plate. It remained in the Don Moore collection until his death, Dale Matheny purchased it from Connie Moore in 1992. It remained on the Dale Matheny “Wall” until his death in 2010, when Doug & Karen were able

to purchased it from his estate. This was the only one known until 2011. Bill Crowl was asked where he found the plate and he did not remember but said it was probably purchased in Eastern Pennsylvania, where he had found several pieces of carnival glass.

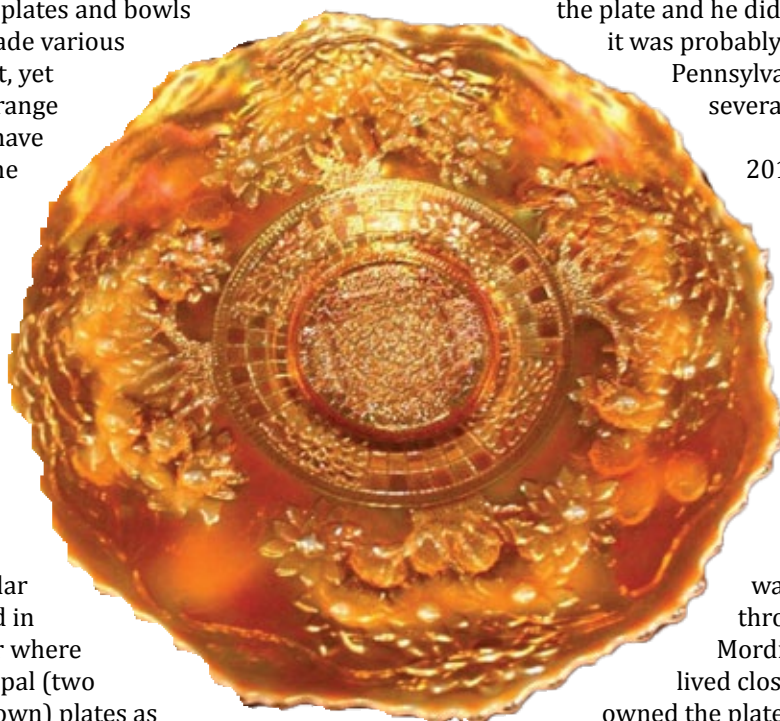
Aaron Hurst was the 2012 banquet speaker at both the Southern California and Texas Carnival Glass clubs’ conventions. A peach opal Orange Tree plate was one of the pieces in his talk. This was quite a surprise to see, since only one was known prior to these presentations.

This second plate was purchased in 2011, through eBay, by Tom Mordini. Isaac Somershein lived close to the person that owned the plate, so he went to the owner’s home, inspected and paid for it on behalf of Tom. Tom sold it to Aaron and Arlene Hurst the same day. Since Isaac lives near the Hursts, he delivered the plate to them the same day it was picked up at the owner’s home. (That is better service than UPS or FedEx any day.) It is probably fair to say that Aaron paid a little more than the \$150 that Steve Morrow paid.

The plate shown is the one belonging to the Hursts. Both plates are outstanding pieces.

An Orange Tree peach opal bowl, a loving cup, a hatpin holder and a covered sugar are also known.

Much information for this article was supplied by Joan Doty. Plate photograph by Jerry Curtis.



FEATURE

Fruit of the vine sweetens look of Vineyard water set

by Steve Hazlett

The Vineyard pattern was endemic to earlier glass pieces and was known as Grape & Leaf (possibly by Northwood). In Carnival Glass, Vineyard adorned only water sets, which were made around 1910.

The Vineyard pitcher begins with a round bulbous shape, which slightly slopes inward from the top rim. It has a tall, but gently arching, spout at the front. At the point where it arches for the lip is a plus or cross sign if you will, with a double ring all the way around and below the cross. I would imagine this cross to be a mark to let the artisan know where to start the arch of the spout. There has been applied a highly arcing handle with which to pour refreshing beverages. The pitcher has been found in marigold, amethyst and peach opal. The peach opal is considered to be inferior to other Dugan pieces of this color hue.

The tumbler is available in marigold



and amethyst. There have been reports of white tumblers, but no peach opals have been found. Some of the tumblers were subject to somewhat poor workmanship. They can be misshapen with silvery to poor iridescence.

Both the pitcher and tumbler have a realistic pattern depicting a

vine with hanging grapes and leaves around a tree bark background. The pitcher and tumblers are not always easy to find as a set. They are scarce in the amethyst and peach opal hues. The Vineyard water set is attractive and was useful for its purpose in the day.

Eureka! Sleuthing reveals true name of candlesticks

by
Harold Mayes

Back on January 26, Seeck Auctions started their eighth online auction. Not anticipating finding any Westmoreland, I started surfing what was on the list of photos and descriptions.

Surprisingly, there were several pieces of

Westmoreland Glass. Most of them I already have. Items #3 and #4 caught my eye as the patterns were near identical.

Anyway, item #3 looked more familiar, so I pulled out some of the old copies of pre-1940 catalogs. In the candlestick section, the 1917 catalog there was a candleholder that looked identical to the #3 candleholder in the auction. Continuing to browse in the older catalogs, I found the same candleholder in the 1912 catalog.

Now, to the details between the #3 item and the catalogs. The candleholder feature appeared the same, the foot appeared the same (5-1/4 in.). Now for the stem (8-1/2 in.), the catalog photo has eight rows of collars, and so does auction item #3. Item #3 turned out to be Westmoreland Glass No. 1017, 8

inch tall "Mt. Vernon" candlestick in marigold carnival.

Item# 4 candleholder had 11 collars in the stem, the candleholder portion was different, and the foot was smaller and still unknown to date.

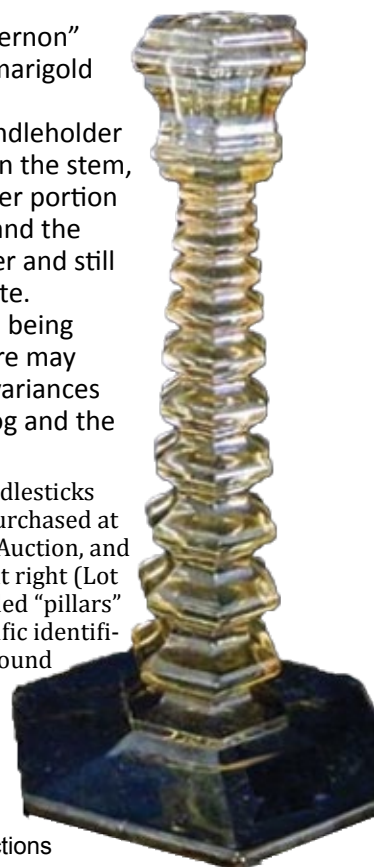
Note: Due to being handmade there may be dimension variances between catalog and the actual item.

The author's candlesticks (Lot 3), at left, purchased at a January Seeck Auction, and the candlestick at right (Lot 4) were both called "pillars" because no specific identification could be found at the time. The marigold candlestick at right rests on a black cloth.



Westmoreland Glass Co.
Pattern #1017 -- "Mt Vernon"

Photos courtesy of Seeck Auctions



KISSIN' KUZINS

■ By Jerry & Carol Curtis

The excellent article submitted by The Stretch Glass Society presented in July's *Carnival Action* newsletter gives me pause to wonder. In making comparisons between Carnival Glass and Stretch Glass, there is basically one overriding difference. As a rule, Stretch Glass has no pattern and is simplistic in design, while Carnival Glass boasts hundreds of patterns. The various shapes are available in either treatment, and it is the beauty in the iridescent treatment that catches the eye of the individual collector. I cannot speak for the typical Stretch collector, but I would say nearly every Carnival collector will have within his/her collection a few pieces of Stretch Glass. Many CG patterns do boast a stretch treatment in the application of the iridescence.

I am going strictly from memory; but as I recall, Stretch Glass was introduced well into the Carnival era in 1916, and during the years from 1916 to 1919 it enjoyed great popularity. Then, like CG, as demand waned, it tapered off in production in the mid-1920s to early 1930s. I suppose the question I have is, with so many similarities, why is it that two different collector groups evolved from an era of glass production that centered on color, beauty, shapes, iridescence, and patterns? The biggest difference I note is that Stretch Glass began production in mostly plain and simplistic designs in pastel colors. Then SG progressed to vivid colors. Carnival

Glass, which always features a pattern, began production in vivid colors, mainly marigold, then eventually pastels. While Stretch Glass was designed more for utility, CG was produced more for the aesthetics. The focus on each was color and iridescence.

The process of obtaining Stretch Glass differs from that of Carnival Glass and is best explained on the Stretch Glass Society's website.

"Carnival Glass is shaped and then doped; and Stretch Glass is doped and then shaped.;


<http://www.stretchglassociety.org/>

Having grown up using Marion Hartung as our carnival tutor, Ms. Hartung would occasionally refer to a piece as having a "stretchy" or "stretch effect" or "crackle" surface. Somewhere in my readings of articles by Ms. Hartung, I remember she differentiated between Stretch and Carnival saying that if the iridescent piece has no pattern, it should be considered Stretch. To be considered Carnival, it must have a pattern.

The pieces to the left would likely be collected by Stretch and/or Carnival Collectors since the Rose Spray Compote has a very delicate spray of roses as a pattern that is almost indistinguishable due to the heavy stretch effect.

Occasionally, a few pieces appear that Stretch and Carnival collectors alike may rightfully claim to be in their selected category. Here are just a few examples **from our collection**:

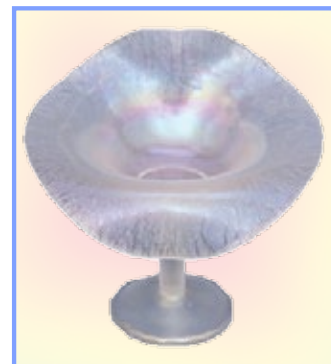

At right: Fenton's Enameled Flower #66 Lemon Tray in Vaseline [Topaz] At far right: Fenton's Double Dolphin Fan Vase in Pink [Velva Rose]



At far right: Fenton's Rose Spray Compote in Stretchy White

At right: Fenton's #574 6" Compote Vases Ice Green [Florentine] and Celeste Blue aka Sweet Pea Vases or Crimped Comports by Stretch collectors.

Opposite page, bottom: Fenton's Laurel Leaves 8" Salad Plate in Celeste Blue



Photos courtesy of the author

FEATURE

The Laurel Leaves has both the stretch effect as well as a pattern featuring a ring of laurel leaves around the plate's edge. The #574 Compote Vases have smooth panels as a back pattern, yet feature a 1" coarse, stretch effect border around the fluted tops. The Double Dolphins vase in Pink has a pattern of two Dolphins for the handles, and the Lemon Tray has an enameled flower as its motif [pattern].

US Glass 'Tiffin' 310 Jade Green Bowl & Candle Sticks



The pedestal footed 8" bowl and 9" candle sticks were produced by the Tiffin Company, one of the US Glass conglomerates. The pattern is 15310 and the candle sticks are known as Tiffin #310. Tiffin was one of many US Glass companies and made centerpiece and various utility bowls as well as candle sticks. This 12-sided bowl has six groupings of ribs on the interior surface, and the candle sticks have four groupings of these same ribs extending upward on the interior of the base. This is another pattern that may be found in Carnival or Stretch collections.

Imperial Paperweight



The entire iridescent treatment on this piece has a stretch treatment. A popular and hard to find collectible eagerly sought by Stretch and Carnival collectors alike.



Stretching into true Carnival

When considering the explanation given by the Stretch Glass Society of the two different processes used to get the desired Carnival or Stretch effect on the iridescent finish, it is somewhat a mystery to me how

Northwood was able to get a stretch iridescent finish effect on some of their pieces.

This Northwood Stippled Good Luck plate in Renningers blue has a 1" border with alternating red, yellow, and green iridescent,



stretch-like rays surrounding the outer surface of the plate. The stretch effect was likely achieved using a separate treatment rather than a re-firing process.

In preparing this article, I called upon the expertise of Cal Hackeman and Dave and Renee Shetlar of the SGS for much of the information. They provided a wealth of information of which I was unaware. In attempts to define Stretch from Carnival from Art glass, it was Frank Fenton and Berry Wiggins who came up with the definition of iridescent stretch glass. Actually, Berry credited Rose Presznick with coining the name. Berry stated that Rose remarked, "This glass is different from carnival glass! It has simple shapes, no patterns, and there are stretch marks in the iridescence, like the stretch marks on a woman's belly!"

In forming the description of stretch glass, the SGS also had to accept some iridescent pieces into their Stretch glass classification that were not 'true' stretch glass treatments. Carnival collectors will recognize these variations in the candlesticks we collect that have no evidence of a stretch effect. Fenton's Grecian Gold, Vaseline, and Celeste Blue lines are examples.

In 1974 when the SGS was formed, the founders adopted the following definition in its bylaws: "Stretch Glass is pressed or blown-molded glass that has little or no pattern and is sprayed with a metallic salt mix while hot. When finished this handmade glass will have either a cobweb iridescence (equal to stretch marks) or a plain iridescence effect, and is velvet or shiny in luster..."

Some SGS members, like Carnival Association members, are just as passionate in their hunt for stretch glass as are we in our search for carnival glass. Though fewer in numbers compared to the many carnival associations, many Stretch collectors have collections numbering into the thousands of pieces. While much may separate our two distinct tastes, we do have a lot of commonalities, including our love for the colors and iridescence of our glass.

Rudyard Kipling coined the phrase "East is East, and West is West, and never the twain shall meet." That seems to be true with Carnival and Stretch collectors, although we do collect some of the same pieces. Perhaps at some time in the future, HOACGA or TCGC and the Stretch Glass Society might consider a joint convention so that we might learn more about each collecting hobby. After all, we are "Kissin' Kuzins."



THE ELUSIVE HOBSTAR AND ARCHES BASE

■ By Walt Robinson

Hobstar and Arches is just one of the many Imperial geometric patterns... simple, pretty and easy to find. But wait...how many of you have actually seen a Hobstar and Arches fruit bowl and base? I haven't, have you?

The base for this pattern was apparently intended by Imperial to be used for both the Hobstar and Arches and the Long Hobstar fruit bowls. Years ago I gathered in a nice marigold Long Hobstar fruit bowl and started the simple task of finding a matching base.

What I soon learned was that there simply wasn't any reference I could identify that provided a picture to use as a guide. No picture in Carl O. Burns' *Imperial Carnival Glass Identification Guide* (copyright 1996). Also, there was no picture on Dave Doty's wonderful web site. Even contact with Imperial enthusiasts did not turn up an example. That is when I noticed that Carl Burns had said that this pattern was a little harder to find than some of the other Imperial patterns.

A little harder is right!

I searched eBay for several years assuming that someone out there would know what this pattern was and would put one up for sale. But the only Imperial bases that appeared on eBay linked to Long Hobstar fruit bowls were either from the Twins pattern or the

Fashion pattern. No Hobstar and Arches bowls appeared on eBay during all this time.

Then in March 2009 an Imperial marigold base appeared on eBay that was unidentified. It was different from the patterns I recognized. I bought it and came to realize that it was in fact the elusive Hobstar and Arches base.

Not long after that I was wandering through Dean and Diane Fry's web site and contacted them regarding this pattern. They were able to send me a picture of an original ad showing the Hobstar and Arches base under a Long Hobstar punch bowl. Suspicions confirmed, I had found the piece I was seeking. You can now see a picture of a Long Hobstar fruit bowl on a Hobstar and Arches base on the Fry's web site www.carnival101.com on the page titled Imperial Part 7. You will not find a picture of this base on the Doty web site.

Having completed my search I thought others might be interested in what this base pattern looks like and how it compares to other similar patterns.

HOBSTAR & ARCHES BASE IN MARIGOLD

Thanks to research by Joan Doty and Roy Hieger, I now know that this base is actually from a pre-carnival

pattern which Imperial referred to as #4505. So what did I learn from this search? For one thing, there is a



Hobstar and Arches base. For another, it would not surprise me if Imperial was less particular about what bowl and base go together than some of us collectors seem to be. Take for example the following picture. It is a Twins fruit bowl on a beautiful Hobstar and Arches Ruffled base, both in rare smoke. Research on the origins of this pair suggests they came from the factory together. ■

We are pleased to announce the formation of the Millersburg Glass Association, a not-for-profit corporation organized in the State of Ohio. The association is formed for the purpose of promoting the hobby of collecting Millersburg Glass, both Carnival and Crystal.

The association is based in Holmes County, Ohio, which is the home of the Millersburg Glass Co. plant that produced the beautiful glass over 100 years ago. (*John Fenton, brother of the founder of the Fenton Glass Co., was the owner of the Millersburg Glass Co.*) Members will receive a quarterly newsletter with information of events and articles of interest to Millersburg Glass enthusiasts. We invite everyone



New organization notes historic Millersburg crystal, carnival glass

By MGA President Randy Jones

that has an interest in Carnival or Crystal Glass to join us. We hope to meet many new friends and share our love for the glass together.

An annual meeting is planned for every year on the Antique Festival weekend, which is the first weekend in October. There will be a small glass auction, at the annual meeting, for two consecutive years, with a large auction

held every third year on the Millersburg Courthouse lawn.

The Officers are:
President Randy Jones;
Vice-President Steve Maag; Treasurer Bo Jones; Secretary Bonny Huelga.
The Board of Directors are: Lola Johnson, Raymond Miller, Joe Weaver, Tom Mordini, and Brian Pitman.
The editor is Jim Wroda.

Annual membership fees are due in October: \$15 family or individual. A Lifetime Charter Membership for a one-time fee of \$175.00 is available, until December 31, 2012.

To join, go to our website www.millersburgglass.com and click on the MGA site where you can join online and pay through PayPal or click on the PDF button and print off an application.



HOBSTAR AND ARCHES, below and left, used for Hobstar and Arches punch bowls and Long Hobstar.



AND LASTLY, in an attempt to add a little clarity to the situation with Imperial bases, I am including pictures of some of the bases that are commonly either mis-identified or used with bowls that may not be as advertised by Imperial.



The Hobstar and Arches base, above and left, comes with either a tight crimped or ruffled edge. It stands 6 1/2" tall and is 6 1/4" across the base, 4 7/8" across the top. Photos provided by Walt Robinson.



HEIR-LOOM, above, Indiana glass not used for any Imperial bases.

TWINS, above, used exclusively for Twins Pattern bowls. **FASHION**, left, used for Fashion, Royalty and Hobstar bowls.

by
Jerry & Carol Curtis

After sharing room with 7,000 other dogs, this Boxer paperweight finds new home in Texas

While on a recent antique outing, Carol and I ran across this unusual novelty in an antique mall north of Waco, Texas. The mall also claims to be the largest Dog Museum in the world with over 7,000 miniature dog collectibles.

On our previous visit to this mall, they had a large dog that had been so loved by its owner that when it died, the owner had it preserved through taxidermy. In questioning the manager about its absence on this trip, she responded that someone had come through, wanted to buy the stuffed animal, and made the owner an offer that she could not refuse.

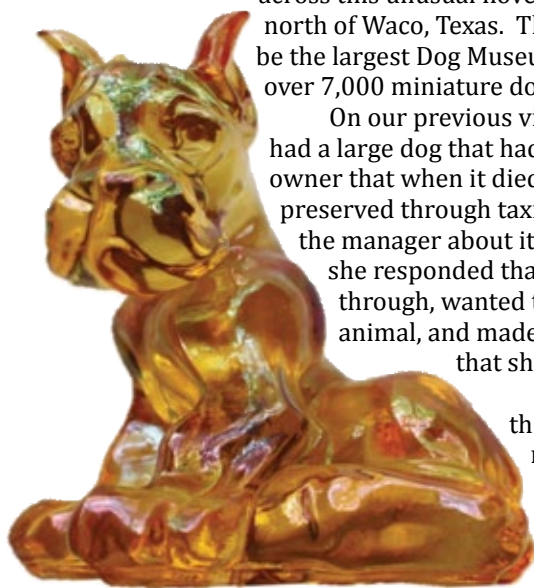
Well, we had noticed the only Carnival miniature/novelty in the display and, having believed before that items in the museum were not for sale,

decided to make the owner an offer. The owner accepted our offer and had to get tools to remove the glass case cover to retrieve the novelty item.

I would consider the dog to be intended to be used as a paperweight, or perhaps a pair of them was used as book ends. I say this, for the dog is 4-3/4 inches tall and weighs in at 1-3/4 pounds. We have seen even larger bulldog novelties used as doorstops, but I do not believe this would serve that purpose. Probably it is best to just presume it was meant as a novelty item.

It is a lovely amber glass with very nice iridescence, and the base has a pontil mark indicating the process used in its creation. I have not been able to determine the maker; nor have I found another like it. The label on the underside simply stated it was produced by an American Glass Company. If anyone has any information about this novelty, we would appreciate hearing from you via email jcurtis95@austin.rr.com or telephone 830-990-0906.

We are pleased to add this to our growing collection of miniatures and novelties. ■



What about the Sunshine Club?

■ by Dolores Sage

As 2012 starts to wind down to a close for SSCGA, reflections of the Sunshine Club and SSCGA's support of it comes to mind. A chance remark



Dolores Sage

from a young person; a presentation of an idea; volunteering from some; gentle begging to others; a sample copy of a newsletter produced; and suddenly SSCGA launched a junior carnival club in 2004. This was a club that we hoped would produce

future carnival collectors.

Now we find, as often happens in life, our parent club will no longer be around to support and guide us, and we must address our gratitude to them. Many thanks are due to the directors and members of SSCGA for their support and faith in this far-reaching idea of trying to interest young people in becoming the carnival collectors of the future. This idea won't truly be measured as to its success until many years to come.

As the Sunshine Club slowly emerged under the mentorship of SSCGA, primary workers began to be seen. John and Loretta Nielsen, Sandy Sage, Donna Nestra, Dolores Sage, and Jim Wroda became the core group behind the scenes, and many thanks must go their way. But thanks must also be given to you, the total carnival community, who supported us with free glass, financial donations, auction support, articles, advocacy, and especially with the young members of our club. Without this support our young club would not have made it beyond the starting point.

We began in 2004 with our first two members, Alicia Nestra and Matt Wroda, both of whom have outgrown us but continue to be carnival collectors. We had thirty-four members at the end of our first year, and through the years our membership grew to a high of sixty-five members at the end of 2011. At present we have about forty members. Two new members were signed up this month. We are still going strong.

Now, what's in our future? The



Sunshine Club will continue to reach out for future collectors. The primary crew will continue to work to achieve the goals of the club as we go independent. But in order to keep up with today's young people, we realize changes must be made. The young preschooler is more familiar with computers, smart phones, ipods, ipads, etc. than many of his/

her grandparents or great-grandparents. To appeal to today's technology-savvy kids, in 2013 we plan to send most, if not all, the newsletters via the internet through email. Hopefully many will start files that will save the carnival articles for future reference. A web site has been discussed with the initial set-up being donated by a web host. SSCGA has agreed to start us off with a solid financial backing that should keep us solvent for a couple of years. Glass for the annual give-away is secure for two years. So thanks again to all for this solid foundation.

But, we still need support from you, our carnival community. Keep signing up our members. Our new age is upon us. Thank you for your continued support!

WWWWEBSITE WATCH



Besides the cute pooch on the preceding page, Jerry and Carol Curtis have a growing collection of....

Carnival Miniatures, Novelties and Smalls.

Check them out on the TGCG website:
texascarninalglass.org

Just scroll down the home page until you see the above boldfaced title.

EMERGENCY



"I'm sorry, sir, but Carnival Glass addiction isn't considered an emergency. You'll need a referral slip from one of these dealers or auctioneers."

PLATE HOLDERS & INSERTS**Order Form**

	<u>Price</u>	<u>Order</u>
<u>PLATE HOLDERS</u>		
Regular Size , clear plastic w/5" base, w/4" White wire, back, holds 9" Plates & Bowls, ----- # _____ @ \$23.00/Doz		\$ _____
Large Size . Clear Plastic w/5" base, w/5" White wire back, holds Chop plates and 10" bowls ----- # _____ @ \$23.00/Doz		\$ _____
Small Size , Clear Plastic base, White wire back, holds Pin Trays, Small bowls or plates -----# _____ @ \$23.00/Doz		\$ _____
Hartung Carnival Glass Pattern Books – Complete Set (10)	\$ 75.00	\$ _____
<u>HOACGA Complete Pattern Notebook</u> , 28 Sections -----	\$ 310.00	\$ _____
(Any of the 28 sections are also available & sold separately, see complete listing of sections for pricing)		
<u>NOTEBOOK SECTIONS:</u>		
Y2002 Notebook Insert --- contains 73 color pictures and info of carnival glass Candlesticks -----#----- @ \$14.00 ea.		\$ _____
Y2003 Notebook Insert --- contains 53 color pictures and info of carnival glass Candlesticks -----#-----@ \$14.00 ea.		\$ _____
Y2005 Notebook Insert --- contains 66 color pictures and info of carnival glass Bon Bons & Nappies -----# -----@ \$14.00 ea.		\$ _____
Y2007 Notebook Insert –Contains 135 color pictures and info of carnival glass Cordials, Whiskey Sets, Wine Sets and Goblets.		
Y2010 Notebook Insert – Contains 240 color pictures and info of carnival glass "Miniatures, Novelties & Smalls" ----- #____ @ \$20.00 ea.		\$ _____
Y2011 Notebook Insert – Contains 241 color pictures and info of carnival glass "Miniatures, Novelties & Smalls" -----#____ @ \$20.00 ea.		\$ _____
Y2012 Notebook Insert – Contains 241 color pictures and info of Carnival glass "Miniatures, Novelties & Smalls" -----#_ -__ @ 20.00 ea.		\$ _____
TOTAL ORDER		\$ _____
<u>(USA Shipping & Handling included in all pricing)</u>		

Name: _____

Address: _____

City, State & ZIP: _____

SEND ORDERS TO: ANN McMORRIS, PO Box 4361, Topeka, KS 66604-0361

Shipping cost for members who reside outside the USA will be the actual cost of mailing.

Glass—ified Ads

Cruise for glass on the www.carnivalglass.com website

You will find a large selection of Vintage Carnival Glass and Contemporary Carnival Glass on Lloyd Ward's web-site - <http://www.carnivalglass.com/>

All items are in mint condition with no damage. Currently Lloyd is offering 15% OFF the items you select plus FREE SHIPPING & INSURANCE.

MasterCard, Visa, & Discover are accepted. Call (270) 251-2005 to reserve items or e-mail your selections to: lrward@carnivalglass.com

Thinking of Selling Your Collection? TURN YOUR CARNIVAL GLASS INTO CASH. Contact Lloyd R. Ward, P.O. Box 1006, Mayfield, KY 42066 - Phone (270) 251-2005 or e-mail: lrward@carnivalglass.com

BIRDS OF A FEATHER



"PEACOCK & URN" PATTERN AND FEATURE BOOKLET GUIDE

Millersburg, Northwood, and Fenton
20 Drawings with Features & Table
Booklet size is 8 1/2" x 11"

with 24 pages

\$10 includes Booklet
and Shipping in USA

Send \$10 check and your mailing
address to: **Ronald Britt**

619 NW 3rd St, Abilene, Ks 67410
785-263-0807

ronnjudy@oz-online.net

Remember:

All HOACGA and TCGC members can publish free ads in this section, either for individual or vendor advertising.

CGA also encourages readers to send in riddles, cartoons, crossword puzzles, poetry or anything else related to carnival glass or collecting.

By the way, what does an English Teacher call Santa's little helpers???

Answer is below:

Subordinate Clauses...
Yes, I know, it's not a carnival glass joke, but all the former/retired English Teachers and armchair grammarians are laughing!!!

Answer:

2011 Mordini Price Guide For Sale

More than 5,000 pieces of carnival major auctions. Includes sizes, colors, details of lots.

Cost is \$15 for one copy or \$14 for multiple copies. Postage is included for US and Canadian orders. Back issues available for \$10.00 each including postage. Checks, Money Orders or PAYPAL.

Order from:

Tom & Sharon Mordini, 36 N Mernitz,
Freeport, IL 61032,
Phone (815) 235-4407,
or email tommordini@aol.com



Jim & Jan Seck
641-424-1116

Carnival Glass On Line
Only Auction #19
Begins Thursday, Dec. 6
and closes Sun., Dec. 16
starting at 7 p.m. CST.
seeckauction.com

*We wish you the warmest of holiday wishes
and a New Year filled
with family, friends and happiness.*

MEMBERSHIP & NEWSLETTER APPLICATION

Texas Carnival Glass Club (TCGC)

and

Heart of America Carnival Glass Association (HOACGA)

(please Print)

Name: _____

Additional Person: _____

Address: _____

City/State/Zip _____

Phone No: _____ **e-mail** _____

Club Membership (select one or both) ----- **\$10.00** (U.S., Canada or Non-U.S.)

You may choose to be a member of **either or both** TCGC & HOACGA for only \$10.00 each.

This is **only** the membership and **does not include** receiving the "Combined Bulletin".

(Being a member of both clubs means you are helping to support each one)

TCGC Membership----- \$ _____

HOACGA Membership ----- \$ _____

"Combined Newsletter" Cost ----- **\$ 25.00**

To receive the "Combined Newsletter" **you must be** a member of either HOACGA or TCGC.

(If you are a member of only one club **you must** get your Newsletter from that club)

(check one)

Newsletter from ----- **TCGC** _____

or

Newsletter from ----- **HOACGA** _____

TOTAL ----- **\$** _____

(Total for one club membership and newsletter is \$35. Total for two club memberships and a newsletter is \$45.)

Newsletter option (check one) -----E-mail (PDF format) ____ U.S.P.S. (Mail) ____

Payment for Membership & Newsletter may be included with your convention registration.

Make checks payable to either HOACGA or TCGC & mail to either.

Mail to TCGC

Carol Curtis
127 Tanglewood Dr.
Fredericksburg, TX 78624

Mail to HOACGA

Ann McMorris
P.O. Box 4361
Topeka, KS 66604-0361



CGA Distribution Manager
Jerry Curtis
127 Tanglewood Dr.
Fredericksburg, TX 78624



photos courtesy of Seck Auctions